

Space Optimization for Residence

Sayantana Nandy^{1,*}

Abstract

Apartments are getting smaller as urban housing density rises and the population grows. People are being forced to inhabit less space as a result of rising urbanization expenses and housing costs. In order to have quick access to all of the city's amenities, we find ourselves preferring small flats in the city center or as near to it as feasible. Living in a tiny flat has advantages and disadvantages, of course. While it might be warm and simple to maintain on a daily basis, we rapidly run out of room to keep everything we need. The difficulties of residing in a tiny flat are as follows: We all have a tendency to acquire items when we reside in a property for a few years. How to organize design well to maximize space. We must consider the function of a room while developing its layout and, on the basis of that, divide the area into compact functional zones. For instance, we might need to convert the living room into an additional sleeping section if we require seats for our family and visitors. In this instance, pick a couch bed that satisfies both requirements. Remember that furnishings accessories are equally crucial and shouldn't be burdensome, so pay close attention to the design specifics. Roller blinds and double-glazed Venetian blinds, for instance, are ideal for tiny apartments since they take up very little space and are simple to maintain. When seeking suggestions for furniture, accessories, and other items to best utilize the space. The art of interior design focuses on enhancing a building's interior while also making the most use of available space. People may have varied ideas on what constitutes an elegant but effective house. However, there are several broadly applicable general interior design strategies that may help we make a tiny or studio apartment appear larger and more spacious.

Keywords: Space optimization, small spaces, minimalism, apartment's furniture

INTRODUCTION

Due to the recent rise in population density in several of India's major cities, real estate prices have surged. Our current living quarters are noticeably smaller than the homes we grew up in. Nowadays, it is common for working professionals to reside in modest apartments. This may be because to the

shrinking number of families or the decreasing cost of high mansions in major cities. However, owing to developments in the field of interior design and furniture.

Performance of Space Optimization

More than just a place to store our belongings, our home serves a variety of functions. We should also find it simple to complete our daily tasks as a result [1]. We can keep track of what we have and locate goods we need quickly when our house is organized. By making the most of our space, we can have adequate area for a variety of tasks including cooking, paying bills, engaging in hobbies, and hosting guests.

*Author for Correspondence

Sayantana Nandy

E-mail: dprana@lko.amity.edu

¹Student, School of Architecture and Planning, Amity University Uttar Pradesh, Lucknow Campus, Uttar Pradesh, India

Received Date: June 13, 2023

Accepted Date: June 24, 2023

Published Date: July 06, 2023

Citation: Sayantan Nandy, Space Optimization for Residence. International Journal of Rural and Regional Development. 2023; 1(1): 10–19p.

Aesthetic Appeal

Having stacks or mounds of debris makes our property seem unkempt. With space optimization, our house may transform from a disorganized mess to a tidy location that we will like being in. Furthermore, we won't have to worry about having visitors over.

By making the most of our available space, we can ensure that we can live comfortably without having to give up a sizable amount of floor area. It also provides other benefits.

METHOD

Design with Efficiency to Maximize Space

We must consider the function of a room while developing its layout and, on the basis of that, divide the area into compact functional zones. For instance, we might need to convert the living room into an additional sleeping section if we require seats for our family and visitors (Figure 1).

In this instance, pick a couch bed that satisfies both requirements. Remember that furnishings accessories are equally crucial and shouldn't be burdensome, so pay close attention to the design specifics. Roller blinds and double-glazed Venetian blinds, for instance, are ideal for tiny apartments since they take up very little space and are simple to maintain.

Use Appropriate Hues

We have emphasized the value of color in home design throughout our publications. We are aware that light hues enlarge places while dark shades make them appear smaller. White is the color of choice for tiny spaces because it increases the feeling of space and serves as the perfect backdrop for showcasing our furniture.

Use pastel hues to add interest to our house and avoid the danger of having a single boring tint. Color is (Figure 2) frequently used by interior designers to highlight and distinguish spaces in open-plan. This is a straightforward advice piece that we may utilize at home.



Figure 1. Space utilization.



Figure 2. Appropriate color.

Analyze Furniture with Several Uses

The best furniture (Figure 3) for organizing a tiny area is multifunctional furniture. A piece of furniture that serves many functions might help us wisely utilize the space we have. It may be a couch in the living room with a pull-out bed [2], a kitchen island that serves as both a dining room table and a workstation during the day, or a folding bed.



Figure 3. Using right furniture.

When we are unsure of how to make the most of specific parts of our house, it is worthwhile to invest in this kind of furniture. Utilize recessed areas for storage. Many times, there are no closets or cellars in tiny homes where we may store seasonal items and clothing. Utilizing little tucked-away areas is a smart idea since storage space is necessary to keep the house clean.

We may place boxes or containers below a high bed, for instance, if we choose for one. Consider climbing vertical while brainstorming ways to make room in a tiny dwelling. Consider choosing floor-to-ceiling cabinets, for instance, so we can keep our seasonal clothing and linens up top until we need them.

Optimize the Space in the Kitchen

One place where we always need to maximize space is the kitchen. A small kitchen can be made as (Figure 4) livable as feasible by using space-saving design. Analyze what we hope to get out of this space first [3]. If we and our family don't cook a lot, we don't need a big cooker; if we buy prepared meals or are constantly pressed for time, pick a small cooker and a microwave.

We must create a well-organized environment that may minimize clutter if we enjoy cooking and also utilize the kitchen as a gathering place for a talk and a nice glass of wine.




Figure 4. Minimal kitchen for small spaces.

Establish Room Boundaries with Shelves

In order to maximize living space, natural light, (Figure 5) and social interaction, more individuals are choosing open-plan living nowadays [4]. It is occasionally required to designate and divide particular spaces, such as the dining area or the home office nook. To split a space into two different regions while preserving an air of openness, utilize furniture like open shelves as a simple option. The shelf, which comes in several sizes to accommodate our house, may be used as extra storage.




Figure 5. Wall shelves.

Add Different Types of Lighting

Our home's lighting may assist create a certain vibe (Figure 6). While every large area needs overhead ambient lighting, table and floor lights may provide intimacy and let we choose the mood for a cozier atmosphere when we want to unwind [5]. A different choice is to install dimmer switches in our overhead lighting so that we may change the brightness as necessary. For a romantic supper at home or just to relax with a book in our favorite chair, turn out the lights and light a few candle.




Figure 6. Different types of light.

Maintain a Light, Airy, and Bright Interior

It is a simple method, but it really (Figure 7) expands the appearance of space in our flat. Our home can appear larger than it is by using a light, even-toned paint color on the walls and ceiling. Light hues reflect light, making areas that receive plenty of sunshine appear big and open. Additionally, maintaining a light and brilliant backdrop gives the furniture a distinguished appearance.




Figure 7. Large doors and windows.

Make Use of Wall-Mounted and Retractable Furniture

Today's craze is for tiny homes. We can accomplish a lot in a tiny space, all thanks to retractable furniture [6]. A retractable bed or dining table may allow us to conserve a significant amount of space while also using it for a range of daily tasks. For cutlery divisions, stacking pots and pans, and storage for small appliances, choose drawers or built-in cupboard systems.

A pull-out shelf would work well as a substitute if we need more room. Additionally, we may utilize wall-mounted scones or wall-mounted racks (for holding books) in order to make the most of our walls.

Make Divisions to Create a Clean Look

Studio flats are the best candidates for this strategy. (Figure 8) If residing in such a flat, make an effort to give each space a unique appearance, and if practical, divide some of the spaces with partitions. For instance, we might use various colored carpets in the dining room and living area to make them stand out even if they are adjacent to one other. Alternately, employ several color palettes for the furniture and décor. By dividing each space, we give the house a neat, organized appearance that also provides the impression that it is big. In addition, certain spaces, like the bedroom area, should be kept private. If the bed can be seen from the front entrance itself, it appears to be a little house as well. Use full-sized drapes to separate the bedroom from the rest of the apartment, or construct a partial glass wall that can also be utilized as décor.

Safety

The optimization of our living area might make our house a little bit safer. We can organize our furniture better when we have more space so that there are clear pathways between rooms. Additionally, we won't have to be concerned about stumbling over side tables or other little items of furniture or décor.



Figure 8. Partition to create division.

Tips for Space Optimization

We can optimize our house in a number of ways to make it a useful, stress-free, and aesthetically pleasing space. Just a few considerations are listed below:

- Use versatile furniture [7]. By purchasing furniture that has many uses, such as end tables or a coffee table with storage, we may save up room.
- Storage in the bedroom should be imaginative. Organize our wardrobe properly so that we can put what we need in there first. Use the space under our bed or a chest of drawers as a nightstand if we want more storage space.

Replace our attire: By removing out-of-season clothing and placing it in storage, we may make place in our bedroom and coat closets. Our closets should only include attire that is appropriate for the current season.

Move vertically: Use tall bookshelves or shelves to store or show objects rather than long ones that take up more floor area. Going up the wall rather than along it helps keep things neat and orderly while only taking up a little amount of floor space.

The layout of our house is one of the main aspects that determines how to effectively utilize our living space. We can figure out how to make the most of our space by consulting with a seasoned storage and organization business.

COST AND PRICING

Size

- i. When a larger area is covered, the cost of interior design may increase. Also Read: 10+ Low-Budget House Designs in Mumbai Under 10 Lakh by Livspace

Design's Scope

- i. Costs for complete interiors, such as civil construction, electrical work, plumbing, and so on, will be more.
- ii. The price of 2BHK interior design will be less if our focus is limited to wardrobes, kitchens, and storage.

Renovated vs. New Construction

- i. If all other parameters remain the same, the cost of interior design for a refurbished property will often be more than that of a new one.
- ii. Renovation expenses will also include civil work, defective plumbing repairs, electrical work, and flooring.
- iii. Water seepage and leaking plumbing do the most damage to an ancient house, which may necessitate bathroom repair and raise the cost.

Resources

- i. The cost of a 2BHK interior design will depend on the shutter and carcass finishes and materials used.
- ii. Acrylic is often pricey yet requires little upkeep. Laminate is frequently inexpensive and reliable.
- iii. Although membrane provides a flawless finish, maintenance may be necessary.

Designer's Fees

- i. A 2BHK's interior design fee at Livspace includes the designer's expenses and is not extra. We strive to be completely transparent with our prices, and there are no additional fees.
- ii. In contrast, market rates can be hazy and can increase by 45% between the initial quote and the final price. Additionally, the majority of interior designers on the market have their own method of calculating interior design prices, which can be perplexing and inaccurate.

Location

- i. The cost of interior design for a 2BHK flat also depends on the location and region. A 2BHK's interior design in a high-end neighborhood may cost extra.
- ii. There is a 5% to 15% variance in price between different regions for goods, services, raw materials, and labor.

Favorite Designs

- i. The price of 2BHK interior design will depend on the intricacy of the design and our desired interior design style.
- ii. Scandinavian interior design (Figure 9), which makes extensive use of wood, can be more expensive.

The homeowner should make a list of the essential furniture and décor items for a 2BHK house, such as a kitchen [8], closets, storage, beds, sofas, and drapes. This will include the fundamental finishes and basic materials in the interior design costs. If the original pricing differs in any way from the homeowner's budget once it is determined, interior design elements might be increased or decreased.

Costs average architect fee for a 1,000 square foot home: Rs. 15,000 and up brick wall construction costs Rs 800 per square foot (without RCC). Civil work is priced at Rs. 1,500 per square foot for brick wall construction using RCC. *Plumber/electrician:* Rs. 2,500 per square foot raw materials start at Rs. 7 lakhs.

POTENTIAL MARKETS

Between USD 20 billion and USD 30 billion is the projected size of the Indian market for house interior design and remodeling.

The interior design industry is a (Figure 10) skilled science that transforms a space's interior to create a healthier and more beautiful environment. In the Indian market, the interior design industry is expanding quickly.

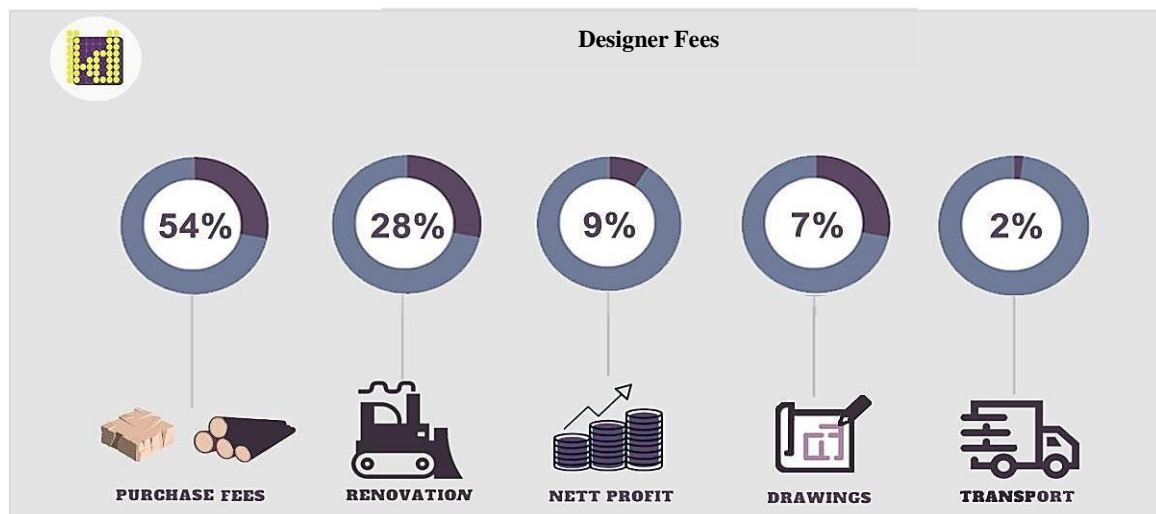


Figure 9. Fees chart.

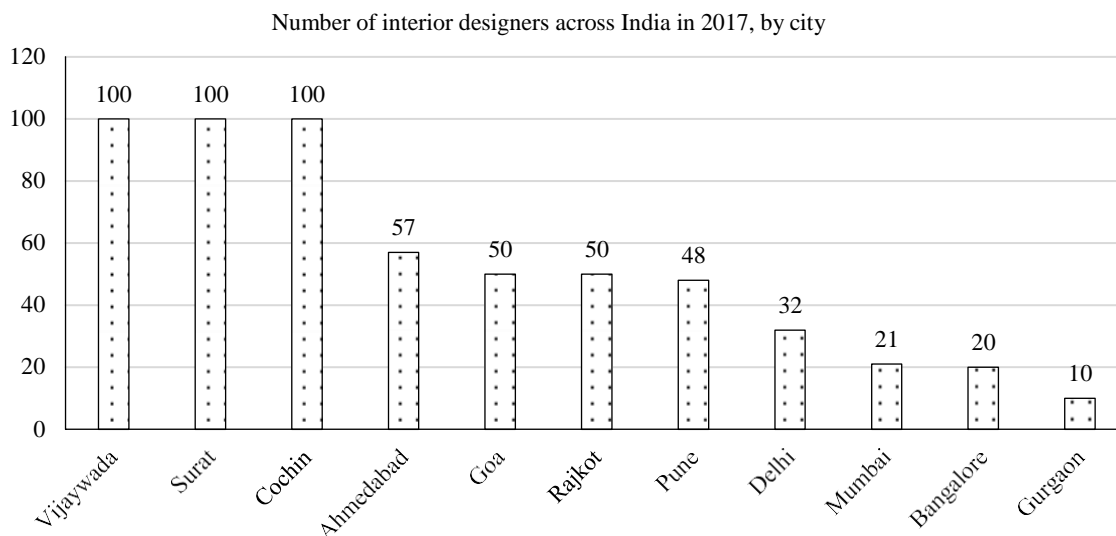


Figure 10. Potential market graph.
 (Source: Confederation of Indian Industry.)

In India, architects, tradesmen, educators, and interior designers are responsible for planning and furnishing interior spaces [9–10]. The expanding Indian real estate industry, expanding population, increasing income levels, and urbanization is all blamed for the increase in interior design. There is more demand for interior design services due to factors including smart homes, the impact of social media, and changes in living standards and lifestyle.

For their homes and businesses, people are picking designs with a theme. There are several trends. The European Style, the Mediterranean Style, and the Ethnic Indian Style of Design and Decor are all currently growing in popularity.

To make homes more technologically advanced, new technologies are being developed. The interior design business is being disrupted by virtual reality, which has made the process of visualizing and experimenting easier for both clients and designers. However, the price of employing this technology makes it unsuitable for industry adoption. One of the problems preventing the market's growth is long project gestation times.

Category of Interior Specialization

The study provides a thorough background analysis of the India interior design industry, including a segment-by-segment evaluation of the market's rising trends and a market overview. The research also provides sector and market size estimations.

CONCLUSION

The selling price of commercial real estate relative to the family's annual income is rising year over year as urbanization picks up speed. Families require homes with benefits at an increasing rate. The government is working harder to provide housing that provides compensation. However, China is still in the planning stages of developing green compensatory housing. The design of interior space optimization still has a lot of issues. Regional variables undoubtedly have an impact on the compensatory housing in extremely cold places. Based on the inhabitants' current top issues, this paper, starting with demand.

The interior space of indemnifying housing in a cold environment is optimized when paired with green architecture, using Changchun City as an example. When designing affordable housing, all facets of green building technologies should be taken into account. The internal atmosphere for the occupants may be enhanced by anything from the building's design to the adoption of energy-efficient furnishings. To give a design technique for the optimization design of the internal space of green, inexpensive housing in a harshly cold environment, the optimization principle of the indoor space and the design of the primary indoor space scale may be achieved based on the real situation of the inhabitants. as well as scale.

REFERENCES

1. Qingsong S. Discussion on green building design method of indemnificatory housing. *China Hous Facil.* 2019; 31.
2. Junyan D, Yupi F. Application of green building technology in cold region cities. *E3S Web of Conf.* 2019; 136: 03013.
3. Huifeng T, Jianqing R. Discussion and practice of green building design method for indemnificatory housing. *Hous Sci.* 2013; 4.
4. Yi P, Li Z. The practice and Enlightenment of green public housing construction in Denmark. *New Archit.* 2019; 4.
5. Zhenyang Y, Xian W. Depth, bay, width and floor area ratio of commercial residence, *Archicreation.* 2003; 8.
6. Qiao W. Research on the optimization design of inner space of indemnificatory housing in Changchun. *Jilin Jianzhu Univ.* 2014; 6: 53–58.
7. Dong J, Zheng B, Fu Y, Li K. Study on interior space optimization of green affordable housing in cold region. *EDP Sciences;* 2020. [Online] Available at https://www.researchgate.net/publication/341073299_Study_on_Interior_Space_Optimization_of_Green_Affordable_Housing_in_Cold_Region [Accessed on July 2023]
8. Team ProductLine. (2019). 5 Interior designing techniques to optimize space in small apartments. [Online] *The Economic Times.* Available at <https://economictimes.indiatimes.com/small-biz/productline/building-materials/5-interior-designing-techniques-to-optimize-space-in-small-apartments/articleshow/72240553.cms?from=mdr> [Accessed on July 2023]
9. TNN. (2022). Design tips for space optimisation for millennial homes. [Online] *The Times of India.* Available at <https://timesofindia.indiatimes.com/life-style/home-garden/design-tips-for-space-optimisation-for-millennial-homes/articleshow/90960193.cms> [Accessed on July 2023]
10. Wang W, Eldeeb G, Mohammed M. Profiling electric vehicles potential markets through a stated adaptation design space game. *Transp Res D.* 2022; 113: 103507. doi: 10.1016/j.trd.2022.103507.