

# Antimicrobial Resistance and AI-Based Strategies for Rapid Pathogen Detection

Rohit Saroha<sup>1\*</sup>, Karan Singh Gehlot<sup>2</sup>, Gauri Mudgal<sup>3</sup>, Prabha Kumari<sup>4</sup>

## Abstract

*Antimicrobial resistance (AMR) has become a major global health threat, significantly reducing the effectiveness of antimicrobial therapies and increasing the burden of infectious diseases worldwide. The rapid emergence of multidrug-resistant pathogens has created an urgent need for faster, more accurate, and scalable diagnostic approaches to support timely treatment and effective infection control. Artificial intelligence (AI) has emerged as a promising technology capable of transforming pathogen detection and AMR surveillance through the analysis of complex genomic, metagenomic, microbiological, imaging, and clinical datasets. This review explores the role of AI-based strategies in rapid pathogen detection and antimicrobial resistance management. Machine learning, deep learning, natural language processing, and big data analytics are increasingly being utilized to identify pathogens, predict antimicrobial susceptibility, detect resistance genes, and support evidence-based clinical decision-making. Significant applications have been demonstrated in hospital diagnostics, outbreak surveillance, antimicrobial stewardship programs, and precision infectious disease management. Recent advances in AI-assisted diagnostics, biosensor technologies, metagenomic analysis, real-time surveillance systems, and explainable AI have further enhanced the speed, accuracy, and efficiency of infectious disease detection. However, challenges related to data quality, algorithm transparency, regulatory frameworks, clinical implementation, and data privacy remain important considerations for widespread adoption. Future developments involving explainable AI, multi-omics integration, predictive analytics, and precision microbiology are expected to strengthen global efforts against antimicrobial resistance. Overall, AI-driven pathogen detection represents a transformative approach for improving diagnostic accuracy, optimizing antimicrobial therapy, enhancing surveillance capabilities, and supporting the development of more effective strategies to combat antimicrobial resistance.*

**Keywords:** Antimicrobial resistance, artificial intelligence, pathogen detection, machine learning, precision microbiology

### \*Author for Correspondence

Rohit Saroha  
E-mail: [rsaroha44@gmail.com](mailto:rsaroha44@gmail.com)

<sup>1</sup>Assistant Professor, Department of Physiology Venkateshwara Institute of Medical Sciences, Gajraula, Amroha, Uttar Pradesh, India

<sup>2</sup>Senior Resident, Department of Orthopaedics, ESIC Medical College and Hospital, Faridabad, Haryana, India

<sup>3</sup>PhD Scholar and Assistant Professor, Department of Physiology Divya Jyoti College of Dental Sciences and Research, Modinagar, Uttar Pradesh, India

<sup>4</sup>PhD Scholar, and Assistant Professor, Department of Physiology ITS Dental College, Greater Noida, Uttar Pradesh, India

Received Date: June 04, 2026

Accepted Date: June 13, 2026

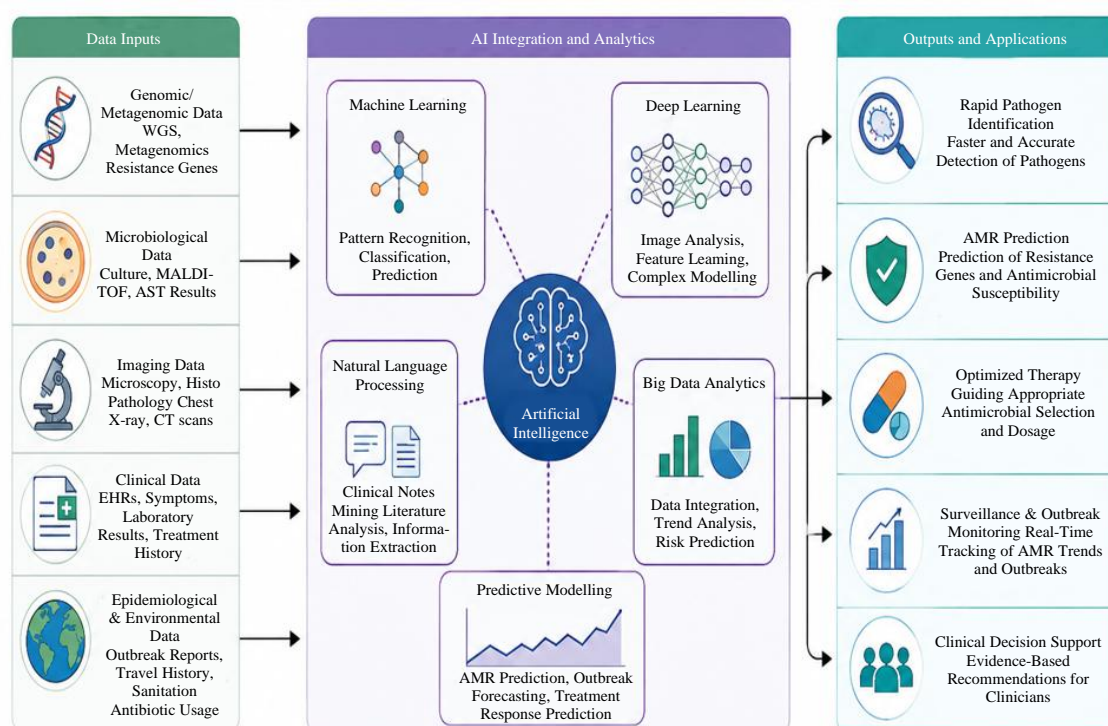
Published Date: June 25, 2026

**Citation:** Rohit Saroha, Karan Singh Gehlot, Gauri Mudgal, Prabha Kumari. Antimicrobial Resistance and AI-Based Strategies for Rapid Pathogen Detection. *Recent Trends in Infectious Diseases*. 2026; 3(2): 26–36p.

## INTRODUCTION

Antimicrobial resistance (AMR) is one of the gravest worldwide public health issues of the twenty-first century, bringing numerous issues to healthcare systems, economies, and disease control throughout the globe. AMR is the evolution of microorganisms, such as bacteria, viruses, fungi and parasites, to develop mechanisms to survive exposure to antimicrobial agents that had previously been effective against them. The extensive use and abuse of antibiotics in the medicine of human beings, in veterinary practice, in agriculture and in aquaculture have contributed to the emergence and spread of resistant pathogens. Consequently, traditionally treatable infections are becoming more challenging to control, resulting in extended morbidity, higher mortality, longer hospitalization

and high healthcare cost. Antimicrobial resistance has been labeled a significant threat by global health organizations and has the potential to roll back decades of medical advances, especially in fields, like surgery, transplantation, cancer treatment, and intensive care medicine, in which effective antimicrobial treatment is critical. Multidrug-resistant *Mycobacterium tuberculosis*, vancomycin-resistant Enterococcal, and drug-resistant strains of *Pseudomonas aeruginosa* and *Acinetobacter baumannii* still cause significant morbidity and mortality worldwide [1]. The early and precise identification of the pathogen is essential in the successful infection control and administration of appropriate antimicrobial treatment; the conventional testing procedures commonly pose significant constraints. Conventional microbiological methods are mostly based on culture-based methods, biochemical methods and antimicrobial susceptibility methods that often take hours to days before final results can be obtained. Such delays may lead to the use of broad-spectrum antibiotics empirically, wrong choice of treatment, resistance development, and worse clinical outcomes. In addition, some pathogens cannot be cultured or can be present in small quantities, decreasing the sensitivity of diagnosis and delaying response. The capability to detect pathogens has been enhanced by molecular diagnostic methods, like polymerase chain reaction (PCR) and next-generation sequencing, but issues of cost, infrastructure needs, technical knowledge, and data interpretation remain barriers to widespread use. Artificial intelligence (AI) has become a revolutionary technology in the past few years, and it can overcome most of these issues and transform the concept of infectious disease diagnostics. Machine learning, deep learning, natural language processing, computer vision and advanced data analytics are all types of AI that allow rapid analysis of large and complex biomedical data [2]. Such technologies are able to analyze genomic sequences, metagenomic data, microbiological images, biosensor data, electronic health records, and epidemiological data to detect pathogens, predict patterns of antimicrobial resistance, and aid in clinical decision-making processes more quickly and accurately than ever before. Artificial intelligence (AI) systems are also finding their way into surveillance systems, diagnostic labs, and medical environments to enable them to detect pathogens early, optimize antimicrobial treatment, and enhance their ability to track outbreaks. The combination of artificial intelligence with pathogen surveillance technologies, diagnostic systems, resistance prediction models, and clinical decision-support systems is exemplified in the diagram below (Figure 1), where AI plays a central role in improving the antimicrobial resistance surveillance and facilitating the rapid and accurate pathogen detection to improve the management of infectious diseases [3].



**Figure 1.** Integration of artificial intelligence in antimicrobial resistance surveillance and pathogen detection.

## **OVERVIEW OF ANTIMICROBIAL RESISTANCE**

Antimicrobial resistance (AMR) is one of the significant global health issues that jeopardize the efficacy of the contemporary medicine and the effective treatment of the infectious diseases. AMR happens when microorganisms, such as bacteria, viruses, fungi, and parasites, acquire the capacity to withstand exposure to antimicrobial agents, which previously had the ability to inhibit or eliminate them. Various factors contribute to the development and propagation of resistance, with overuse and misuse of antibiotics in human and veterinary healthcare, agriculture, and the environment being among them [4]. Microorganisms have many ways of overcoming the action of antimicrobials. Enzymatic degradation or alteration of antimicrobial agents is one of the most widely occurring mechanisms, including the formation of  $\beta$ -lactamases which inactivate 1-lactam antibiotics. The other mechanisms are changes in the antimicrobial target sites, decreased membrane permeability, the expression of efflux pumps, which expel drugs out of microbial cells, and the creation of protective biofilms that restrain penetration of antimicrobials. The further spread of resistance determinants among microbial populations is further enhanced by genetic mutation and horizontal gene transfer via plasmids, transposons and integrons. All these processes make the pathogens escape treatment and help to propagate the tendency of multidrug-resistant organisms all over the world. Several significant drug-resistant pathogens have become the major health hazards. Some of the most important include methicillin-resistant *Staphylococcus aureus* (MRSA), vancomycin-resistant *Enterococcus* (VRE), carbapenem-resistant *Enterobacteriaceae* (CRE), multidrug-resistant *Mycobacterium tuberculosis* (MDR-TB), extended-spectrum  $\beta$ -lactamase (ESBL)-producing microbes, resistant strains of *Pseudomonas aeruginosa*, *Acinetobacter baumannii*, and drug-resistant *Neisseria gonorrhoeae* [5]. These organisms are linked to serious infections, higher treatment failure, prolonged stay in the hospital and higher rate of mortality. The quick development of resistant pathogens has made the management of infections quite challenging and made most of the first-line antimicrobial therapy less effective. Clinical implications of AMR are extensive and comprise delayed recovery, risk of complications, higher failure rates of treatment, and mortality. Patients with resistant organisms often take up additional time of stay, intensive care, multi-antimicrobial treatment and administration of more costly or toxic alternative drugs. Besides having a clinical burden, AMR has great economic impacts on healthcare systems and societies. Costs of hospitalization, diagnostic, infection control, loss of productivity and long-term disability led to a heavy financial burden across the world. The increasing incidence of antimicrobial resistance also poses a challenge to key medical innovations, such as organ transplantation, cancer chemotherapy, neonatal care, and complex surgical operations, to all of which effective antimicrobial prophylaxis and treatment are essential. As a result, AMR has turned into a significant public health issue that demands coordinated inter-global actions in surveillance, antimicrobial stewardship, infection control, prompt diagnostics, and novel therapeutic solutions. Learning the mechanisms of resistance, the top pathogenic agents that are drug-resistant, and the clinical and economic relevance of AMR are only some of the steps in coming up with effective measures to reduce this growing global health crisis [6, 7].

## **ARTIFICIAL INTELLIGENCE TECHNOLOGIES IN PATHOGEN DETECTION**

Artificial intelligence (AI) has become an innovative technology in the field of infectious disease diagnostics, allowing quick, precise, and mass analysis of biological and clinical data to detect pathogens and monitor antimicrobial resistance. Conventional diagnostic methods tend to be time consuming lab tests and professional interpretation, which create delays in treatment and measures to control infections. AI technologies offer more powerful computing functions that enable the quick processing of multifaceted data produced through microbiological tests, genomic sequencing, medical imaging, biosensors, and electronic health records. Machine learning (ML) algorithms are among the most popular AI solutions and can help the computer to recognize patterns, categorize microorganisms, anticipate the resistance to the antimicrobial agent, and guide the clinical decision-making process [8]. To identify pathogens, resistances genes and predict treatment outcomes, genomic and microbiological data are increasingly being used to implement supervised and unsupervised machine learning models. Deep learning (DL), a sub-branch of machine learning that uses neural networks with multiple layers, has shown outstanding results in image recognition, pattern recognition, and interpretation of high-

dimensional biological data. Microscopy images, radiology scans, genome sequences, and metagenomic datasets can be analyzed using deep learning models with an exceptionally high accuracy, allowing the rapid detection of infectious agents and prediction of resistance profiles. Nets have demonstrated considerable applications in distinguishing microbial species, distinguishing subtle biological cues, and aiding automated laboratory diagnostics. The other significant AI technology is natural language processing (NLP), which enables computers to make meaningful inferences based on unstructured sources of text, including clinical notes, microbiology reports, scientific publications, and surveillance databases [9]. NLP supports automated literature mining, detection of trends of emerging resistance and extraction of clinically relevant information benefiting infectious disease management. Moreover, big data analytics is important in the unification of large-scale genomic, clinical, epidemiological, and environmental information to produce overall insight into the pathogen behaviour and the trends in antimicrobial resistance. These technologies help healthcare systems to handle large volumes of information quickly and determine actionable results that would be hard to be identified with the traditional methods of analysis. Table 1 summarizes the major artificial intelligence technologies used in the current research and detection of antimicrobial resistance and pathogen detection such as machine learning, deep learning, neural networks, natural language processing, and big data analytics.

**Table 1.** Applications of artificial intelligence in rapid pathogen detection.

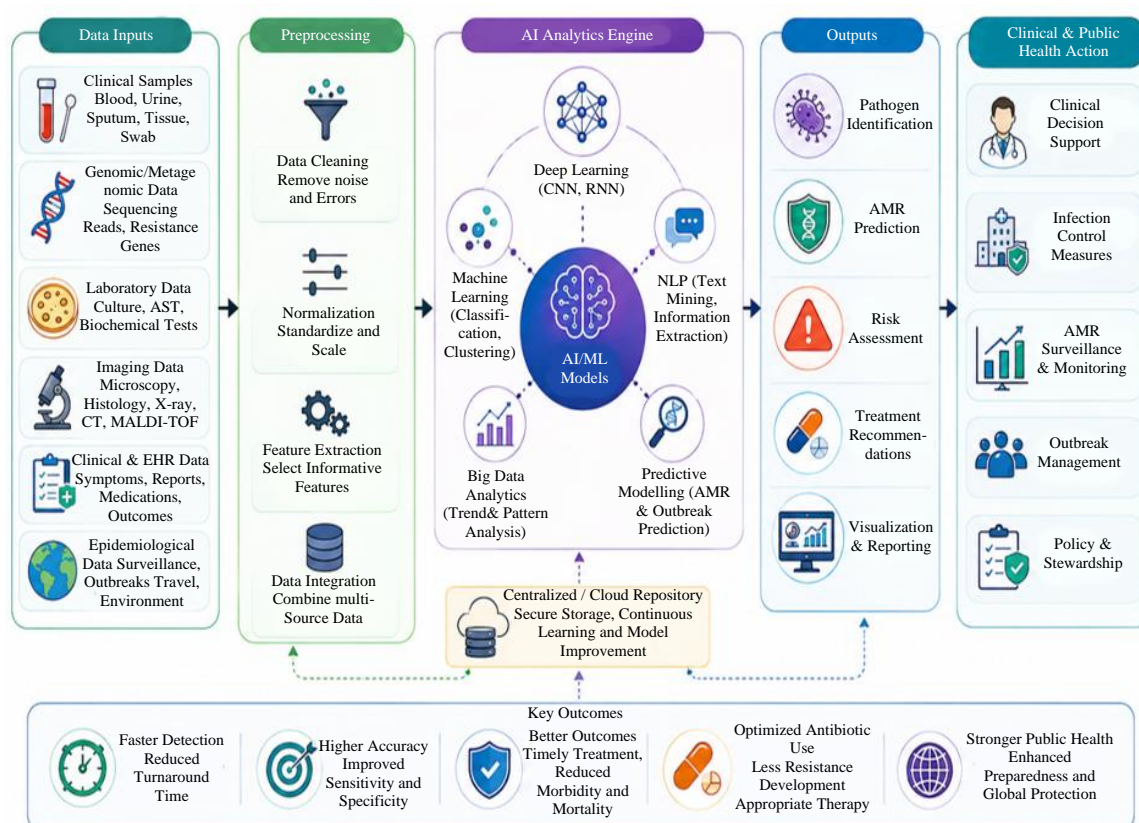
Application area	AI technology	Function	Clinical benefit	Example outcome
Genomic Analysis	Machine Learning	Resistance gene detection	Faster diagnosis	Early targeted therapy.
Metagenomics	Deep Learning	Culture-independent pathogen identification	Broad pathogen coverage	Detection of rare organisms.
Microbial Identification	Neural Networks	Species classification	Improved accuracy	Reduced diagnostic errors.
Imaging Diagnostics	Computer Vision	Microscopy image analysis	Rapid detection	Automated laboratory workflows.
Biosensor Platforms	Predictive Analytics	Signal interpretation	Point-of-care testing	Faster clinical decisions.
Antimicrobial Susceptibility Testing	Machine Learning	Resistance prediction	Optimized treatment	Reduced inappropriate antibiotic use.
Outbreak Surveillance	Big Data Analytics	Trend monitoring	Early outbreak detection	Improved public health response.
Real-Time Diagnostic Systems	AI Decision Support	Integrated clinical analysis	Enhanced patient management	Precision infectious disease care.

Figure 2 represents the general workflow where AI systems gather, synthesize, examine and interpret microbiological, genomic, clinical, and epidemiological data to identify pathogens quickly and predict their resistance to certain drugs. These technologies, together with others, are changing the nature of infectious disease diagnostics, increasing the speed, accuracy, scalability and clinical decision-making power of a diagnostic, and reinforcing the ability to fight antimicrobial resistance and enhance patient outcomes [10].

## AI-BASED STRATEGIES FOR RAPID PATHOGEN DETECTION

Quick and precise diagnosis of pathogens is a critical factor in managing infectious diseases, starting treatment in time, and antimicrobial stewardship. Artificial intelligence has greatly improved diagnostic processes by facilitating analysis of complex biological data that are produced via genomic sequencing, metagenomics, imaging technologies, biosensors, and real-time monitoring platforms. One of the most promising applications of AI is genomic and metagenomic analysis. The development of next-generation sequencing technologies has facilitated the full characterization of microbial communities and resistance determinants using a clinical sample. Compared to traditional bioinformatics techniques, AI algorithms can quickly handle extensive genomic data, discover microbial species, detect antimicrobial resistance genes, and predict pathogen behavior faster and more accurately. Coupled with machine

learning, metagenomic sequencing enables culture-independent diagnostics, enabling the detection of challenging-to-culture or entirely novel pathogens [11]. Another significant approach to quick diagnostics is AI-assisted microbial identification. The machine learning and deep learning models can examine the characteristics of growth of microbes, mass spectrometry, genomic, and biochemical profiles to identify correctly pathogenic microbes and to determine the patterns of resistance. Automated identification systems enhance faster turnaround times in the laboratory and enhance consistency in the diagnoses and minimize human error. AI has also been very useful in imaging and biosensor-based detection systems. Deep learning algorithms can assess microscopy, histopathology samples and digital imaging data to detect microorganisms and determine infection-related alterations. Biosensors based on AI and able to analyze biochemical and molecular signals enable quick, sensitive, and point-of-care pathogen detection. They are becoming more commonly adopted in clinical laboratories, emergency situations and resource-constrained settings where fast diagnostics are required. The other significant development is the use of real-time diagnostic platforms that constantly combine patient information, laboratory results, genomic data, and surveillance data to aid in making immediate clinical decisions [12]. The diagnostic platforms powered by AI can forecast the antimicrobial susceptibility, detecting trends of resistance, and offering treatment suggestions, which take much shorter time intervals than the conventional diagnostic processes. The capabilities enhance the precision in the therapy, decrease the misuse of antibiotics and improve patient outcomes. The key uses of artificial intelligence in fast pathogen testing, such as genomic testing, microbial testing, imaging diagnostics, biosensor systems, and real-time clinical systems, have been summarized in Table 1. Together, these AI-driven approaches are transforming the diagnostics of infectious diseases by helping to detect pathogens faster and more accurately and scaleable, bolstering global initiatives to combat antimicrobial resistance and enhance health care delivery [13].



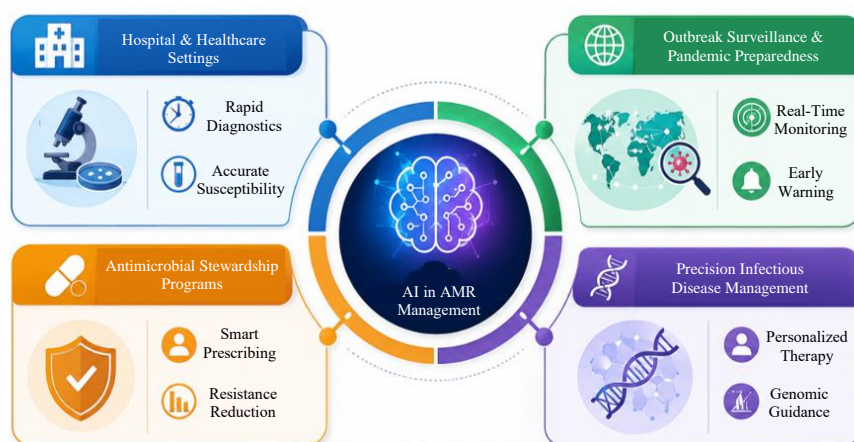
**Figure 2.** AI-based workflow for rapid pathogen detection AI-based strategies for rapid pathogen detection.

## CLINICAL APPLICATIONS AND RECENT ADVANCES

Artificial intelligence (AI) is gradually changing the management of antimicrobial resistance (AMR) and the diagnosis of infectious diseases by facilitating faster pathogen identification, enhanced

surveillance, enhanced antimicrobial utilization, and customized treatment plans. In healthcare and hospital facilities, AI-based diagnostic systems are being incorporated in microbiology laboratories, electronic health records, and clinical decision-support systems to enhance the speed and accuracy of diagnosing infectious diseases [14]. Conventional methods of diagnostics may take days to develop a culture and expert analysis, and AI algorithms can quickly process the microbiological findings, genetic sequences, radiographs, and medical histories to determine the presence of pathogens and the likelihood of antimicrobial resistance. Such potentials will aid in earlier diagnosis, prompt initiation of treatment, and decreased hospital-acquired infections. AI-based systems can also assist healthcare professionals by offering evidence-based antimicrobial selection, dosage optimization, and risk assessment recommendations to enhance patient outcomes and save healthcare costs. In addition to the role in the personal care of patients, AI is also of paramount importance in outbreak monitoring and pandemic preparedness. Through combining epidemiological data, genomic surveillance information, reports on public health, travel patterns, and environmental data, AI models will be able to identify and forecast new threats of infectious diseases before extensive spread of the outbreaks. In the recent global outbreaks of infectious diseases, AI-based surveillance systems have proven that they can detect clusters of diseases, track the evolution of pathogens, and help to implement urgent interventions in the field of public health. The other significant use is in antimicrobial stewardship programs that aim at encouraging proper antimicrobial use and reducing resistance development. Stewardship tools based on AI are used to conduct analysis of prescribing patterns, resistance trends, lab results, and patient traits to prescribe the most effective antimicrobial treatment and minimize unnecessary exposure to antibiotics. These systems help in better prescribing practices, reduced resistance rates, and better treatment [15, 16]. Moreover, AI is also supporting the creation of precision infectious disease management, which is a new strategy that combines pathogen genomics, host factors, resistance determinants, clinical characteristics, and treatment histories to inform individualized treatment decisions. Development of whole-genome sequencing, metagenomics, and machine learning have made it possible to identify resistance genes, virulence factors, and pathogen-specific biomarkers to promote personalized treatment approaches.

The diverse clinical applications of AI in hospital diagnostics, outbreak surveillance, antimicrobial stewardship, and precision infectious disease medicine are illustrated in Figure 3. In parallel with these clinical applications, a significant technological advancement has been attained in 2020–2026. Recent developments encompass deep learning-based pathogen identification systems, AI-assisted antimicrobial susceptibility detection, explainable AI systems to support clinical decision-making, biosensor-based diagnostic systems, real-time genomic surveillance systems, and multi-omics analytical systems [17]. These inventions have greatly improved the speed, accuracy and scalability of pathogen detection as well as intensifying the fight against antimicrobial resistance.



**Figure 3.** Clinical applications of AI in antimicrobial resistance management.

Table 3 summarizes the key advances and research achievements made in AI-based pathogen detection and AMR research in the period 2020–2026. Taken together, these developments underscore the increasing role of AI as a foundational technology in the management of infectious diseases, which

will allow more efficient diagnostics and targeted treatment, enhanced surveillance and enhanced global responses to antimicrobial resistance [18, 19].

**Table 3.** Recent advances in AI-based pathogen detection and AMR research (2020–2026).

Year	Recent advance	AI technology used	Application area	Clinical impact
2020	AI-based antimicrobial resistance gene prediction	Machine Learning	Genomic diagnostics	Faster resistance identification.
2020	Automated pathogen classification systems	Deep Learning	Microbial diagnostics	Improved diagnostic accuracy.
2021	AI-assisted MALDI-TOF microbial analysis	Machine Learning	Laboratory identification	Reduced turnaround time.
2021	Real-time infectious disease surveillance platforms	Big Data Analytics	Outbreak monitoring	Early detection of outbreaks.
2022	Explainable AI for infectious disease decision support	Explainable AI	Clinical management	Improved clinician confidence.
2022	AI-powered antimicrobial susceptibility testing	Deep Learning	Resistance prediction	Earlier targeted therapy.
2023	Metagenomic AI diagnostic platforms	Machine Learning	Culture-independent detection	Detection of difficult pathogens.
2023	AI-integrated biosensor technologies	Predictive Analytics	Point-of-care diagnostics	Rapid bedside testing.
2024	National genomic surveillance networks	Big Data Analytics	AMR monitoring	Enhanced resistance tracking.
2024	Portable AI-enabled diagnostic devices	Deep Learning	Remote healthcare settings	Improved accessibility.
2025	Multi-omics infectious disease analysis platforms	AI-Driven Analytics	Precision infectious disease medicine	Personalized treatment strategies.
2025	Federated learning for AMR prediction	Distributed AI	Multi-center research	Secure collaborative analysis.
2026	Autonomous AI diagnostic systems	Advanced AI	Automated pathogen detection	Accelerated clinical decisions.
2026	Integrated precision microbiology ecosystems	Multi-Modal AI	Comprehensive AMR management	Improved patient outcomes.

## CHALLENGES AND ETHICAL CONSIDERATIONS

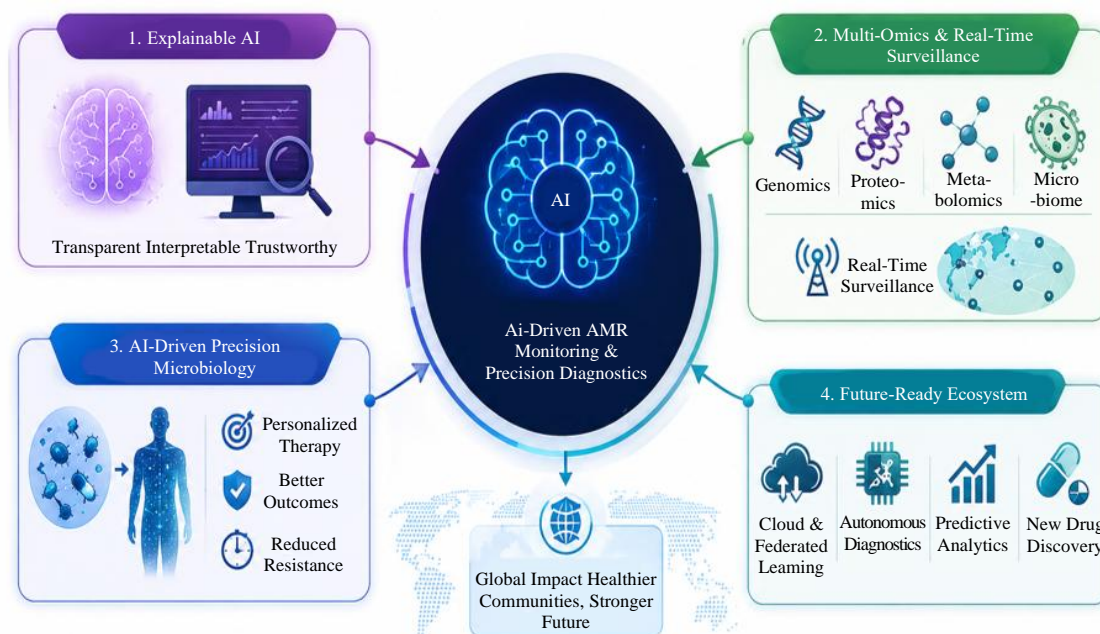
The application of artificial intelligence (AI) in antimicrobial resistance (AMR) surveillance and rapid pathogen detection offers significant opportunities for improving infectious disease management; however, several challenges and ethical concerns must be addressed to ensure safe, reliable, and equitable implementation. One of the primary challenges relates to data quality and standardization. AI systems depend heavily on large, high-quality datasets for training and validation [20]. In microbiology and infectious disease research, data are often generated from multiple sources, including genomic sequencing platforms, hospital information systems, laboratory databases, and public health surveillance networks. Variations in data formats, collection methods, laboratory protocols, and reporting standards can affect dataset consistency and limit the accuracy and generalizability of AI models. Incomplete, inaccurate, or poorly annotated datasets may lead to erroneous predictions and reduced clinical reliability. Therefore, standardized data collection frameworks and harmonized reporting systems are essential for improving AI performance. Another major concern involves algorithm transparency and bias. Many advanced AI models, particularly deep learning systems, function as “black boxes,” making it difficult for clinicians to understand how specific diagnostic or therapeutic recommendations are generated. Limited interpretability can reduce trust among healthcare professionals and hinder clinical adoption. Furthermore, AI algorithms trained on non-representative datasets may introduce bias, leading to disparities in diagnostic performance across different populations, healthcare settings, or geographic regions. Such biases may contribute to unequal healthcare outcomes and compromise patient safety. Regulatory and clinical implementation challenges also remain significant barriers to widespread adoption [21]. Existing healthcare regulations were primarily developed for conventional medical technologies and may not adequately address the unique

characteristics of AI-based diagnostic systems. Clear regulatory pathways are required to evaluate the safety, effectiveness, reliability, and clinical utility of AI applications before their integration into healthcare practice. Additionally, successful implementation requires interoperability with existing healthcare infrastructures, clinician training, technical support, and ongoing model validation. Financial constraints and limited access to advanced computational resources may further restrict adoption, particularly in low-resource settings. Data privacy and security issues represent another critical ethical consideration [22]. AI-driven pathogen detection systems frequently rely on sensitive patient information, including genomic data, clinical records, and epidemiological information. Unauthorized access, data breaches, and misuse of health information can compromise patient confidentiality and public trust. Robust cybersecurity measures, secure data-sharing frameworks, informed consent procedures, and compliance with national and international privacy regulations are, therefore, essential. Addressing these challenges through multidisciplinary collaboration among clinicians, microbiologists, data scientists, policymakers, and regulatory agencies will be crucial for ensuring the responsible, transparent, and effective use of artificial intelligence in combating antimicrobial resistance and improving infectious disease diagnostics [23].

### **FUTURE PERSPECTIVES**

Artificial intelligence (AI) is expected to play an increasingly important role in the future of antimicrobial resistance (AMR) surveillance, pathogen detection, and precision infectious disease management. One of the most promising developments is the emergence of Explainable Artificial Intelligence (XAI), which aims to improve the transparency, interpretability, and trustworthiness of AI-driven diagnostic systems. Traditional deep learning models often operate as “black boxes,” making it difficult for healthcare professionals to understand the reasoning behind specific predictions or recommendations [24–26]. XAI seeks to overcome this limitation by providing clear explanations for diagnostic outputs, antimicrobial susceptibility predictions, and treatment recommendations. Improved transparency will enhance clinician confidence, facilitate regulatory approval, and support wider clinical adoption of AI-based technologies in infectious disease diagnostics. Another major future direction involves the integration of multi-omics technologies with real-time surveillance systems. Advances in genomics, transcriptomics, proteomics, metabolomics, and microbiome research are generating unprecedented volumes of biological data that can provide comprehensive insights into pathogen biology, resistance mechanisms, and host–pathogen interactions. AI algorithms are uniquely suited to integrate and analyze these multidimensional datasets, enabling the identification of novel biomarkers, resistance determinants, and therapeutic targets. When combined with real-time surveillance networks, electronic health records, wearable devices, biosensors, and public health databases, AI-driven systems will enable continuous monitoring of infectious disease trends and antimicrobial resistance patterns. Such capabilities may facilitate earlier outbreak detection, rapid containment strategies, and proactive public health interventions before widespread transmission occurs. The future of AI-driven precision microbiology is expected to extend beyond pathogen identification toward highly individualized infectious disease management [27]. By integrating microbial genomic profiles, resistance genes, host immune responses, environmental factors, and clinical characteristics, AI systems will be capable of generating personalized diagnostic and therapeutic recommendations tailored to individual patients. Emerging technologies, such as digital twins, autonomous diagnostic platforms, federated learning, cloud-based surveillance ecosystems, and advanced predictive modelling, are expected to further improve the speed, accuracy, and accessibility of infectious disease diagnostics. AI-assisted drug discovery and antimicrobial development may also accelerate the identification of novel therapeutic agents capable of overcoming emerging resistance mechanisms [28, 29].

The future landscape of AI-driven antimicrobial resistance monitoring and precision diagnostics is illustrated in Figure 4, highlighting the convergence of explainable AI, multi-omics integration, real-time surveillance, predictive analytics, and personalized infectious disease management. Collectively, these innovations have the potential to transform infectious disease diagnostics from a reactive approach into a predictive, preventive, and precision-based healthcare model, thereby strengthening global efforts to combat antimicrobial resistance and improve patient outcomes worldwide [30].



**Figure 4.** Future landscape of AI-driven antimicrobial resistance monitoring and precision diagnostics.

## CONCLUSION

Antimicrobial resistance (AMR) has emerged as one of the most critical global health challenges of the modern era, threatening the effectiveness of antimicrobial therapies and undermining decades of progress in infectious disease management. The rapid emergence and dissemination of multidrug-resistant pathogens have increased the burden of morbidity, mortality, and healthcare costs worldwide, highlighting the urgent need for innovative diagnostic and surveillance strategies. Traditional microbiological methods, although valuable, often suffer from limitations related to speed, sensitivity, and scalability, which can delay appropriate treatment decisions and contribute to the misuse of antimicrobial agents. In this context, artificial intelligence (AI) has emerged as a transformative technology capable of revolutionizing pathogen detection, antimicrobial resistance surveillance, and precision infectious disease management. AI-driven approaches, including machine learning, deep learning, natural language processing, and big data analytics, have demonstrated remarkable potential in rapidly analyzing complex genomic, metagenomic, microbiological, and clinical datasets to identify pathogens, predict resistance mechanisms, and support evidence-based clinical decision-making. Recent advances in AI-assisted diagnostics, biosensor technologies, real-time surveillance systems, and precision microbiology have significantly improved the speed and accuracy of infectious disease detection while strengthening antimicrobial stewardship efforts. Despite these promising developments, challenges related to data quality, algorithm transparency, regulatory approval, clinical implementation, and data privacy must be addressed to ensure safe and equitable deployment of AI technologies. Future innovations involving explainable AI, multi-omics integration, real-time surveillance networks, predictive analytics, and autonomous diagnostic platforms are expected to further enhance the capabilities of AI-driven infectious disease management. As healthcare systems continue to embrace digital transformation, the integration of artificial intelligence into antimicrobial resistance monitoring and pathogen detection will play an increasingly important role in improving patient outcomes, optimizing antimicrobial use, and strengthening global public health preparedness. Ultimately, AI-driven precision microbiology represents a promising pathway toward more rapid, accurate, and personalized approaches for combating antimicrobial resistance and safeguarding the effectiveness of antimicrobial therapies for future generations.

## REFERENCES

1. Zubair A, Alkahtani AM, Shahani MY, Afghan N. Gut microbiome-based strategies for HIV prevention and therapy, current challenges and future prospects. *Gut Pathog.* 2026;18(1):11.

2. Arnold A, McLellan S, Stokes JM. How AI can help us beat AMR. *npj Antimicrob Resist.* 2025;3(1):18.
3. Wong F, de la Fuente-Nunez C, Collins JJ. Leveraging artificial intelligence in the fight against infectious diseases. *Science.* 2023;381(6654):164–170.
4. Natto HA, Mahmood AA, Vasanthi RK, Singh DN. Artificial intelligence in combating antimicrobial resistance. *Arch Razi Inst.* 2025;80(3):605.
5. Ayesiga I, Yeboah MO, Gmanyami JM, Ovyo A, Bulus NG, Nalwanga LE, et al. The application of artificial intelligence in surveillance and control for antimicrobial resistance in hospital-acquired infections. *Discov Public Health.* 2026;23(1):533.
6. Li Y, Cui X, Yang X, Liu G, Zhang J. Artificial intelligence in predicting pathogenic microorganisms' antimicrobial resistance: Challenges, progress, and prospects. *Front Cell Infect Microbiol.* 2024;14:1482186.
7. Ho CS, Wong CT, Aung TT, Lakshminarayanan R, Mehta JS, Rauz S, et al. Antimicrobial resistance: A concise update. *Lancet Microbe.* 2025;6(1).
8. Mohammed AM, Oleiwi JK, Osman AF, Adam T, Betar BO, Gopinath SC, et al. Enhancing antimicrobial resistance strategies: Leveraging artificial intelligence for improved outcomes. *S Afr J Chem Eng.* 2025;51:272–286.
9. Ruike ZH, Junqi ZH, Rongchen DA, Yating NI, Yingchun XU, Li ZH. Applications and clinical significance of artificial intelligence in antimicrobial resistance. *Med J Peking Union Med Coll Hosp.* 2025;16(5):1088–1095.
10. Zubair A, Fazil M, Jawad M, Wdidi S. The role of machine learning in addressing antibiotic resistance: A new era in infectious disease control. *MicrobiologyOpen.* 2025;14(6):e70160.
11. Taha BA, Ahmed NM, Talreja RK, Haider AJ, Al Mashhadany Y, Al-Jubouri Q, et al. Synergizing nanomaterials and artificial intelligence in advanced optical biosensors for precision antimicrobial resistance diagnosis. *ACS Synth Biol.* 2024;13(6):1600–1620.
12. Lawal O, Elechi K, Adekunle F, Farinde O, Kolapo T, Igbokwe C, et al. A review on artificial intelligence and point-of-care diagnostics to combat antimicrobial resistance in resource-limited healthcare settings like Nigeria. *J Pharma Insights Res.* 2025;3(2):166–175.
13. Bhattacharya R, Bose D, Siddique KR, Rodriguez RV, Ray A. Artificial intelligence for sustainable solutions in combating antimicrobial resistance through data driven health innovations. *Discov Public Health.* 2026;23(1):10.
14. World Health Organization. Global antibiotic resistance surveillance report 2025: WHO global antimicrobial resistance and use surveillance system (GLASS). Geneva: World Health Organization; 2025.
15. Feldgarden M, Brover V, Gonzalez-Escalona N, Frye JG, Haendiges J, Haft DH, et al. AMRFinderPlus and the Reference Gene Catalog facilitate examination of the genomic links among antimicrobial resistance, stress response, and virulence. *Sci Rep.* 2021;11(1):12728.
16. Munk P, Brinch C, Møller FD, Petersen TN, Hendriksen RS, Seyfarth AM, et al. Genomic analysis of sewage from 101 countries reveals global landscape of antimicrobial resistance. *Nat Commun.* 2022;13(1):7251.
17. Singer AC, Thompson JR, Filho CR, Street R, Li X, Castiglioni S, et al. A world of wastewater-based epidemiology. *Nat Water.* 2023;1(5):408–415.
18. Szymczak P, Szczurek E. Artificial intelligence-driven antimicrobial peptide discovery. *Curr Opin Struct Biol.* 2023;83:102733.
19. Valavarasu S, Sangu Y, Mahapatra T. Prediction of antibiotic resistance from antibiotic susceptibility testing results from surveillance data using machine learning. *Sci Rep.* 2025;15(1):30509.
20. Howard A, Reza N, Green PL, Yin M, Duffy E, Mwandumba HC, et al. Artificial intelligence and infectious diseases: Tackling antimicrobial resistance, from personalised care to antibiotic discovery. *Lancet Infect Dis.* 2026;26(3):e181–e192.
21. de la Fuente-Nunez C, Collins JJ. Essay: Using machine learning for antibiotic discovery. *Phys Rev Lett.* 2025;135(3):030001.
22. Hossan MS, Gadelrab HA, Luo M, Guo D, Valenzuela Faccini N, Luo J. The role of immunomodulatory nanosystems in the treatment of sepsis: Past, present, and future. *Nanomedicine.* 2026;21(4):605–627.

23. Leng T, Wan F, Torres MD, de la Fuente-Nunez C. Predicting and generating antibiotics against future pathogens with ApexOracle. arXiv [Preprint]. 2025;arXiv:2507.07862.
24. Boudza R, Bounou S, Segura-Garcia J, Moukadiri I, Maicas S. Artificial intelligence as a catalyst for antimicrobial discovery: From predictive models to de novo design. *Microorganisms*. 2026;14(2):394.
25. Agboeze T, Daramola O, Akomolafe A, Adedeji R, Markwei J. A predictive algorithm for the analysis of AMR trends and healthcare decision support. *Wellcome Open Res*. 2024;9:274.
26. Nateghi Haredasht F, Amrollahi F, Maddali MV, Marshall N, Ma SP, Cooper LN, et al. Antibiotic Resistance Microbiology Dataset (ARMD): A resource for antimicrobial resistance from EHRs. *Sci Data*. 2025;12(1):1299.
27. Seale AC, Gordon NC, Islam J, Peacock SJ, Scott JA. AMR surveillance in low and middle-income settings: A roadmap for participation in the Global Antimicrobial Surveillance System (GLASS). *Wellcome Open Res*. 2017;2:92.
28. Faiyazuddin M, Rahman SJ, Anand G, Siddiqui RK, Mehta R, Khatib MN, et al. The impact of artificial intelligence on healthcare: A comprehensive review of advancements in diagnostics, treatment, and operational efficiency. *Health Sci Rep*. 2025;8(1):e70312.
29. van Groesen E, Mons E, Kotsogianni I, Arts M, Tehrani KH, Wade N, et al. Semisynthetic guanidino lipoglycopeptides with potent in vitro and in vivo antibacterial activity. *Sci Transl Med*. 2024;16(759):eabo4736.
30. Calero-Cáceres W, Tavella RA, Sellera FP, Balcazar JL, Rodriguez-Manzano J, Cayô R, et al. Artificial intelligence for early detection and risk prediction of antimicrobial resistance in aquatic ecosystems. *npj Antimicrob Resist*. 2026;4(1):20.