

Evaluating Advancements and Identifying Research Gaps in Automotive Spare Parts Demand Forecasting

Aarati Haribhai Bhojani^{1,*}, Divyesh Prafulbhai Gohel²

Abstract

The automotive industry, a key driver of global economic activity, relies heavily on the effective management of spare parts to ensure vehicle longevity and reliability. Accurate prediction of demand for these components is imperative to uphold ideal stock levels, minimize expenditures, and elevate customer contentment. This review of literature assesses recent progressions in demand prediction methodologies for automotive spare parts, with a specific emphasis on conventional statistical methods and contemporary machine learning strategies. It underscores the noteworthy enhancements facilitated by extensive data analysis and the incorporation of Internet of Things (IoT) technologies, which have empowered more accurate and adaptable forecasting. Despite these advancements, several challenges and research gaps persist. This paper endeavors to consolidate primary progressions, conduct a critical evaluation of their efficacy, pinpoint areas lacking in research, and examine practical applications in the field through empirical cases and real-life instances. By incorporating a diverse array of prediction techniques and delving into the impact of emergent technologies, this study furnishes an all-encompassing comprehension of the present status of predictive analytics for automotive spare parts demand. Its objective is to steer forthcoming research endeavors toward filling the identified lacunae, ultimately fostering heightened operational effectiveness and client contentment within the automotive sector.

Keywords: Automotive industry, demand forecasting, spare parts management, machine learning, big data analytics, Internet of Things (IoT), inventory optimization

INTRODUCTION

The automotive industry exerts a notable influence on global economic progress through the creation of job prospects for a substantial workforce, and its significant impact on the Gross Domestic Product (GDP) of different countries. In India, this sector plays a crucial role, accounting for approximately 7.1% of the country's GDP and facilitating employment for over 19 million individuals, in both direct and indirect roles. The industry has experienced remarkable growth fueled by deregulation and government initiatives, leading to increased competitiveness, enhanced production capacities, and substantial job creation [1].

*Author for Correspondence

Aarati Haribhai Bhojani
E-mail: arti.bhojani@gmail.com

^{1,2}Assistant Professor, CS & IT Department, Atmiya University, Rajkot, Gujarat, India

Received Date: August 16, 2024
Accepted Date: September 16, 2024
Published Date: October 07, 2024

Citation: Aarati Haribhai Bhojani, Divyesh Prafulbhai Gohel. Evaluating Advancements and Identifying Research Gaps in Automotive Spare Parts Demand Forecasting. Journal of Computer Technology & Applications. 2024; 15(3): 47–58p.

In India, the automotive market is composed of 77% two-wheeler and 18% passenger cars in 2021–2022. During this period, car exports from India increased by 35.9%. India aims to expand its automotive sector and establish a strong global presence by 2024 by focusing specifically on motorcycles, commercial vehicles, and agricultural machinery.

In this industry, proper spare part management is essential for ensuring vehicle durability and

dependability. The precise prediction of automotive spare parts demand is critical for managing inventory levels, reducing expenses, and ensuring availability when needed [2]. Forecasting methods have progressed from classical statistics to more advanced machine learning and big data analysis, resulting in enhanced precision and effectiveness of predictions. Nevertheless, even with these advancements, obstacles remain that require further investigation and inventive resolution [3].

OBJECTIVES AND SCOPE

This literature review aims to evaluate recent advancements in demand forecasting for automotive spare parts, identify existing research gaps, and explore industry applications. The primary objectives include:

SUMMARIZING KEY ADVANCEMENTS

Reviewing the latest methodologies in demand forecasting, including both traditional and modern approaches.

1. *Evaluating effectiveness*: Assessing the practical application of these methods and highlighting their strengths and limitations.
2. *Identifying research gaps*: identifying areas lacking research or where current methodologies are insufficient.
3. *Discussing industry applications*: Examining real-world examples and case studies to demonstrate successful implementation.

The review encompasses various forecasting methodologies, time series analysis, and modern approaches such as machine learning and big data analytics, along with the impact of IoT on enhancing forecasting precision [4]. This comprehensive overview contributes to the ongoing discourse on enhancing demand forecasting in the automotive industry, with the ultimate aim of improving operational efficiency and customer satisfaction.

ADVANCEMENTS IN FORECASTING METHODS

Traditional methods versus machine learning approaches in demand forecasting.

Introduction

Traditional methods have long served as the backbone of demand forecasting in various industries including automotive spare parts. These methodologies predominantly depend on statistical methods and time series analysis, which, while successful in specific situations, encounter challenges in managing the intricacies and ever-changing characteristics of contemporary supply chains. In contrast, machine learning (ML) strategies have become popular because of their ability to handle extensive datasets, reveal intricate patterns, and adjust to evolving demand dynamics [5]. This section delves into both traditional methods and ML approaches, highlighting their strengths, weaknesses, and applicability in demand forecasting.

Tradition Forecasting Methods

This section provides an overview of various forecasting methods used in automotive spare parts demand forecasting. Each method is described along with its advantages and limitations [6].

Time Series Analysis

Time series analysis involves the analysis of historical data to identify patterns and trends for projecting future demand. Common techniques include moving averages, exponential smoothing, and ARIMA (Autoregressive Integrated Moving Average) models.

- *Advantages*: Time series analysis is particularly effective for stable and predictable demand patterns, providing reliable short-term forecasts.
- *Limitations*: This method struggles with highly volatile data, making it less effective in environments where demand fluctuates significantly.

Exponential Smoothing

Exponential smoothing techniques account for trends and seasonality in data by assigning exponentially decreasing weights to past observations. Examples include Simple Exponential Smoothing (SES) and the Holt-Winters method.

- *Advantages:* Exponential smoothing is advantageous in short-term forecasting, particularly when encountering data with evident seasonality and trends.
- *Limitations:* Despite its effectiveness in handling straightforward patterns, this approach may fail to capture intricate data configurations or enduring relationships, thus constraining its utility in complex forecasting contexts.

Regression Analysis

A regression analysis examines the correlation between demand and one or more independent variables. The application of linear regression is widespread for forecasting future demand based on these correlations [7].

- *Advantages:* This approach is beneficial in integrating external factors, such as economic indicators or market trends, into demand predictions, thereby improving accuracy in specific scenarios.
- *Limitations:* The assumption of linear relationships among variables in a Regression Analysis may not always be applicable. Its efficacy decreases when dealing with non-linear patterns or intricate interplays between variables.

MACHINE LEARNING METHODS

This section explores various machine learning approaches used in demand forecasting for automotive spare parts. Each approach is described in detail along with its advantages and challenges.

Supervised Learning

Supervised learning encompasses the utilization of annotated historical datasets to forecast demand through various methodologies, such as linear regression, decision trees, random forests, and support vector machines.

- *Advantages:* Supervised learning can identify intricate interactions and non-linear correlations among variables, resulting in enhanced forecasting accuracy. This approach is particularly beneficial when the relationship between the input variables and the target variable is distinctly articulated.
- *Challenges:* This methodology requires substantial labeled datasets and considerable computational resources. Additionally, advanced expertise is crucial for model calibration and interpretation, which may limit the accessibility of certain organizations.

Neural Networks

Neural Networks, which encompass sophisticated methodologies such as artificial neural networks (ANNs), long short-term memory architectures (LSTMs), and convolutional neural networks (CNNs), are employed for demand forecasting. LSTMs exhibit considerable effectiveness in time series prediction by proficiently capturing long-term dependencies.

- *Advantages:* Neural networks exhibit remarkable proficiency in discerning complex patterns and encapsulating long-term dependencies within sequential data, thereby yielding an elevated forecast accuracy. They are particularly advantageous for intricate datasets, for which conventional approaches may prove inadequate.
- *Challenges:* These models require substantial computational resources and are prone to overfitting, particularly in contexts characterized by restricted data availability. In addition, the intrinsic complexity associated with neural networks can present considerable obstacles to their interpretation and application.

Unsupervised Learning

Unsupervised learning involves using clustering algorithms, such as k-means and hierarchical clustering, segmenting data into groups, and aiding in pattern recognition and anomaly detection without the need for labeled data [8].

- *Advantages:* This methodology is instrumental in revealing latent structures within datasets, rendering it particularly advantageous in the realms of exploratory analysis and pattern recognition. It can delineate customer segments and identify anomalous demand patterns.
- *Challenges:* Unsupervised learning often lacks the capacity to yield direct forecasts, and the interpretability of its outcomes may prove problematic in the absence of specialized domain knowledge. This constraint restricts its independent applicability in demand forecasting [9].

Ensemble Methods

Ensemble Methods combine multiple models, as seen in techniques such as boosting, bagging, and stacking, to improve forecasting accuracy [10].

- *Advantages:* Ensemble methodologies mitigate overfitting and enhance the reliability of predictions by capitalizing on the strengths inherent in multiple models. These approaches frequently yield forecasts that are more robust and precise than those generated using singular models.
- *Challenges:* The implementation of ensemble methodologies can be intricate, and interpretation of the resultant outputs may pose difficulties owing to the amalgamation of diverse models. However, these techniques require substantial computational resources.

Reinforcement Learning

Reinforcement Learning, though less common in demand forecasting, involves learning to make sequential decisions by interacting with an environment. This approach can potentially optimize inventory management and supply chains.

- *Advantages:* Reinforcement learning can enhance decision-making processes in dynamic environments, thereby facilitating superior inventory management and operational efficiency. This methodology shows considerable potential for applications that require real-time decision-making.
- *Challenges:* The execution of this methodology is marked by its intrinsic intricacy and demands a meticulously organized setting along with considerable computational capabilities. Its utilization in demand forecasting remains in its nascent stages, encountering obstacles related to scalability and practical execution.

The utilization of machine learning methodologies has fundamentally transformed the discipline of demand forecasting by addressing the numerous constraints associated with conventional techniques. These methodologies demonstrate superior capabilities in the analysis of substantial datasets, managing intricate non-linear interactions, and adjusting to fluctuations in demand [11]. Nonetheless, they also present certain obstacles, including the need for considerable computational power, extensive labeled data repositories, and proficiency in model optimization and interpretation.

While traditional methods of demand forecasting have proven effective in specific contexts, they often fall short when dealing with the complexities of modern supply chains, particularly in industries like automotive spare parts machine learning methodologies, characterized by their capacity to analyze extensive datasets and reveal intricate patterns, present a formidable alternative [12]. However, these methodologies have their own set of challenges, such as the need for significant computational resources and specialized expertise. In numerous instances, a hybrid approach that leverages the strengths of both traditional and machine learning techniques may prove to be the most effective solution.

COMPARATIVE ANALYSIS

Comparing traditional methods with machine learning approaches highlights the strengths and limitations of each:

1. *Accuracy*: Machine learning models often achieve higher accuracy than traditional methods, as they are better equipped to identify complex patterns and interactions. Traditional methods, which are simpler and easier to implement, may not perform well with volatile or non-linear data.
2. *Data requirements*: Traditional methods often require less data and are easier to interpret, making them suitable for small datasets or scenarios where data are limited. Machine learning models, however, thrive on large datasets and can leverage vast amounts of historical and real-time data to improve accuracy.
3. *Adaptability*: Machine learning models are more adaptable to changes in demand patterns and can be retrained with new data to maintain their accuracy. Traditional methods may require manual adjustments and may not respond effectively to rapid changes.
4. *Implementation complexity*: Traditional methods are relatively straightforward to implement and interpret, making them accessible to a wider audience. Machine learning models, while more powerful, require expertise in data science, programming, and model optimization.
5. *Computational resources*: Machine learning models often require significant computational resources for training and prediction, particularly for complex models such as neural networks. In contrast, traditional methods are less resource-intensive and can be implemented with standard computing capabilities.

In conclusion, although traditional forecasting methods have long been the standard in the automotive industry, machine learning approaches bring notable enhancements in both accuracy and adaptability [13]. The decision to use traditional or machine learning methods should be guided by the specific context, available data, and resources. In many situations, a hybrid approach that combines the strengths of both may yield the most effective results, underscoring the need for ongoing research to refine these methods and address the challenges in forecasting automotive spare parts demand.

TECHNOLOGICAL INNOVATIONS

Big Data Analytics

Big data analytics has emerged as a pivotal technology in demand forecasting for automotive spare parts. The ability to process and analyze vast amounts of data from various sources provides deeper insights and more accurate forecasts. The key aspects of big data analytics in this context include [14]:

1. *Data collection and storage*: The rise of big data technologies has made it possible to gather extensive datasets from a variety of sources, including sales records, customer interactions, market trends, and social media. These datasets are stored in data lakes and warehouses, facilitating efficient access and management.
2. *Data collection and storage*: The rise of big data technologies has made it possible to gather extensive datasets from a variety of sources, including sales records, customer interactions, market trends, and social media. These datasets are stored in data lakes and warehouses, facilitating efficient access and management.
3. *Predictive analytics*: Machine learning algorithms are employed to analyze historical data and predict future demand. Techniques such as clustering, classification, and regression analysis help to identify patterns and trends that traditional methods might lack. Predictive models can incorporate multiple variables and complex relationships, resulting in more accurate and reliable forecasts.
4. *Real-time analytics*: Big data analytics enable real-time analysis of streaming data. This capability is crucial for dynamic demand forecasting, where real-time data from various sources are continuously analyzed to provide up-to-date forecasts. Real-time analytics can detect sudden changes in demand patterns and accordingly adjust forecasts.

5. *Enhanced decision-making*: The insights gained from big data analytics support better decision-making across the supply chain by more accurately predicting demand, and can optimize inventory levels, streamline procurement processes, and enhance customer service. It can also be scheduled more effectively, reducing downtime and enhancing operational efficiency.
6. *Challenges and considerations*: Implementing big data analytics presents challenges, including ensuring data quality, integrating diverse data sources, and requiring advanced analytical expertise. In addition, maintaining data privacy and security are key concerns. Despite these challenges, the benefits of big data analytics in demand forecasting make it a valuable tool for the automotive industry.

IoT and Real-time Data Integration

The Internet of Things (IoT) has revolutionized data collection and integration, providing real-time insights that enhance demand forecasting for automotive spare parts. The key elements of the IoT and real-time data integration include [15].

1. *IoT devices and sensors*: IoT devices and sensors are deployed across various points in the supply chain, including vehicles, manufacturing plants, and distribution centers. These devices collect real-time data on vehicle usage, part wear and tear, environmental conditions, and operational performances.
2. *Data transmission*: IoT devices continuously transmit data to centralized systems through wireless networks. This data transmission enables a constant flow of information, which is critical for real-time analysis and decision-making.
3. *Real-time monitoring*: IoT enables real-time monitoring of vehicles and spare parts. For example, sensors can track the condition of critical components and predict their failure. This information allows for proactive maintenance and timely replacement of parts, prevention of breakdowns, and reduction of downtime.
4. *Integration with big data analytics*: Integrating data from IoT devices with big data analytics platforms enables the analysis of both historical and real-time data. This comprehensive approach offers valuable insights into demand patterns. Advanced analytics can identify correlations and causal relationships among various factors, thereby improving the accuracy of demand forecasts.
5. *Dynamic forecasting models*: Real-time data from IoT devices enhances the adaptability of forecasting models. These models can be continuously updated with new data, enabling them to adapt quickly to changes in demand patterns. For instance, if a particular component shows signs of accelerated wear, the forecasting model can adjust the expected demand for the replacement parts accordingly.
6. *Supply chain optimization*: IoT and real-time data integration facilitate supply chain optimization by providing visibility to every stage of the process. Businesses can monitor inventory levels in real time, track shipments, and manage logistics more efficiently. This visibility helps reduce lead times, minimize stockouts, and optimize the overall supply chain performance.
7. *Case studies and applications*: Several automotive companies have successfully implemented IoT and real-time data integration to improve demand forecasting. For example, predictive maintenance systems that utilize IoT data have demonstrated their ability to lower maintenance costs and enhance vehicle uptime. By relying on real-time data, these systems can accurately predict when parts require replacement, thereby ensuring the availability of spare parts without the need for overstocking.
8. *Challenges and future directions*: While IoT and real-time data integration offer significant advantages, they also face challenges such as data management, device interoperability, and maintaining data security. Future research should aim to tackle these challenges by developing standardized protocols for IoT data integration and improving the robustness of real-time forecasting models.

In conclusion, technological innovations such as big data analytics and IoT have transformed demand forecasting in the automotive industry. Big data analytics provides tools for analyzing large and complex

datasets, whereas IoT enables real-time data collection and integration [16]. Together, these technologies enhance the accuracy and responsiveness of demand forecasts, leading to improved inventory management, reduced costs, and improved customer satisfaction. The continued advancement and integration of these technologies hold the promise of even greater improvements in the future.

CASE STUDIES ON INDUSTRY APPLICATIONS

Performance of the Auto Industry in FY2022–2023

In 2022–2023, the automotive industry saw substantial growth in production and domestic sales across various vehicle segments, including passenger cars, utility vehicles, and commercial vehicles, as shown in Table 1. While sales of three-wheeler and two-wheeler also increased, export performance was mixed, with gains in passenger vehicle exports, but declines in other vehicle categories. Overall, the industry experienced robust domestic growth amid challenges in international markets.

Examining case studies on how automotive companies have applied advanced forecasting methods provides valuable insights into practical implementation and benefits.

Introduction

Toyota Motor Corporation, a prominent Japanese multinational automotive manufacturer, is at the forefront of innovation and technology. With a global workforce of over 364,000 employees, Toyota is recognized for its strong research and development (R&D) efforts and sophisticated supply chain management (SCM) systems, as shown in Figure 1 The Toyota Production System (TPS), also known as just-in-time (JIT) manufacturing, As Toyota's operations have expanded, so has the complexity of managing its global software supply chain, which now increasingly incorporates open-source software (OSS).

Challenges in Toyota's Software Supply Chain

As Toyota expanded its use of OSS within its global ecosystem, it encountered several challenges.

1. *Evolving business model:* Toyota's business model was adapted to include more community-driven open-source software, requiring a shift from traditional software management practices to more collaborative and flexible approaches.
2. *Need for enhanced communication and collaboration:* The growing complexity of Toyota's global ecosystem, which includes suppliers, manufacturers, retailers, and customers, highlights the need for standardized communication methods and data exchange to ensure smooth collaboration across the community.
3. *Lack of standardization:* The absence of standardized methods and data exchange across different parts of the ecosystem leads to inefficiencies and potential compliance risks, particularly concerning software traceability, compliance, and security.

Solutions Implemented by Toyota

To address these challenges, Toyota has adopted several key strategies, as shown in Figure 2.

- *Open-source software (OSS) Governance Structure:* Toyota developed an OSS governance structure that promotes collaboration across its ecosystem. This includes creating an official group dedicated to managing OSS risks and contributing to the community.
- *Participation in the OpenChain Project:* Toyota selected the OpenChain Project, the industry standard for open-source compliance, to standardize communication and data exchange with the community. This project helps build trust in the supply chain by defining the key requirements of a quality open-source compliance program.
- Toyota actively participates in the OpenChain Japan Working Group, working with other companies to pinpoint supply chain bottlenecks and to develop solutions that enhance compliance and communication.

Table 1. Performance list of the auto industry.

| Category | 2022–2023 | 2021–2022 | Change |
|--|-------------------|-------------------|------------------|
| <i>Total vehicle production domestic sales</i> | 2,59,31,867 units | 2,30,40,066 units | +28,91,801 units |
| Passenger Vehicles | 38,90,114 units | 30,69,523 units | +8,20,591 units |
| Passenger Cars | 17,47,376 units | 14,67,039 units | +2,80,337 units |
| Utility Vehicles | 20,03,718 units | 14,89,219 units | +5,14,499 units |
| Vans | 1,39,020 units | 1,13,265 units | +25,755 units |
| Commercial Vehicles | 9,62,468 units | 7,16,566 units | +2,45,902 units |
| Medium and Heavy CVs | 3,59,003 units | 2,40,577 units | +1,18,426 units |
| Light CVs | 6,03,465 units | 4,75,989 units | +1,27,476 units |
| Three-wheeler | 4,88,768 units | 2,61,385 units | +2,27,383 units |
| Two-wheeler | 1,58,62,087 units | 1,35,70,008 units | +22,92,079 units |
| <i>Exports</i> | | | |
| Passenger Vehicles | 6,62,891 units | 5,77,875 units | +85,016 units |
| Commercial Vehicles | 78,645 units | 92,297 units | -13,652 units |
| Three-wheeler | 3,65,549 units | 4,99,730 units | -1,34,181 units |
| Two-wheeler | 36,52,122 units | 44,43,131 units | -7,91,009 units |

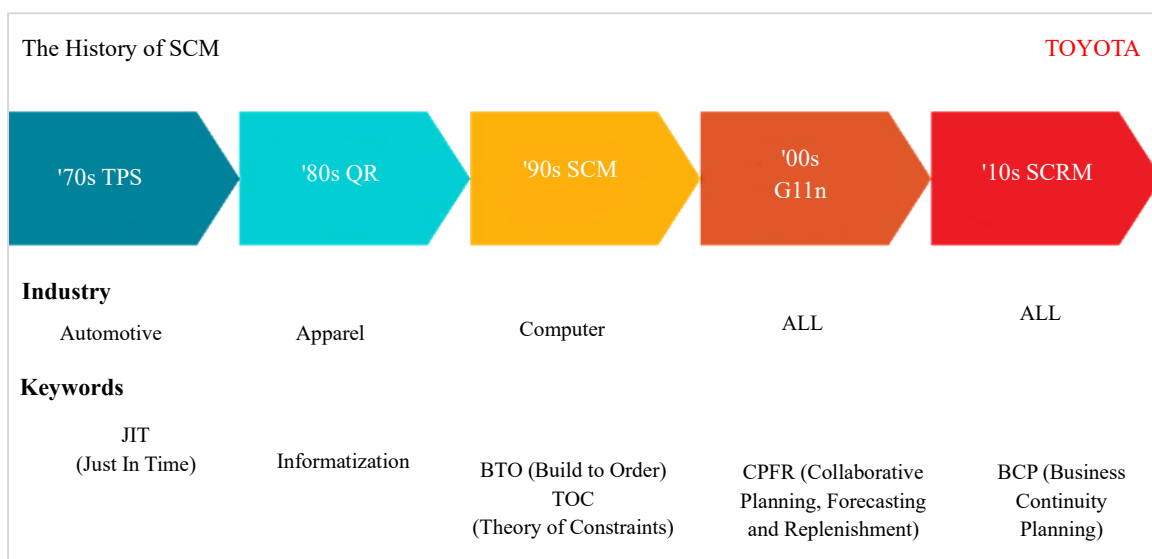


Figure 1. Toyota’s history of supply chain management (SCM).

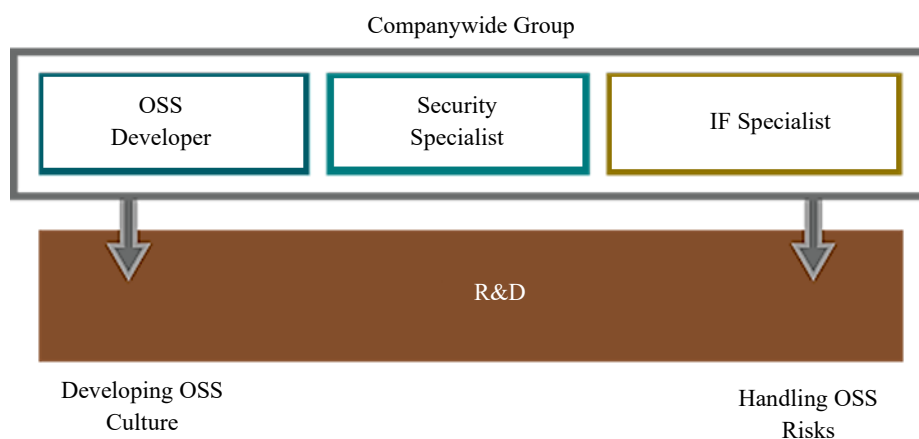


Figure 2. Companywide group.

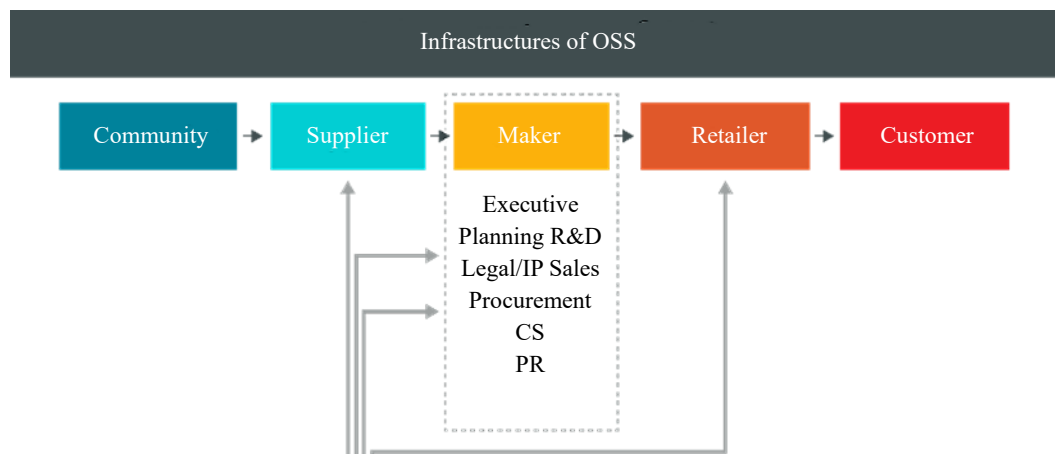


Figure 3. Infrastructures of open-source software (OSS).

Benefits Realized by Toyota

Through the implementation of these strategies, Toyota has realized several significant benefits:

1. *Effective, data-driven collaboration:* By standardizing communication and data exchange, Toyota has improved collaboration within its ecosystem, enabling more effective and efficient operations.
2. *Removal of organizational barriers:* The adoption of OpenChain helped Toyota remove barriers both within the company and across its supply chain, facilitating smoother interactions and reducing friction between different stakeholders.
3. *Decreased patent and licensing risks:* The standardized approach to OSS governance has reduced the risks associated with patents and licensing, providing Toyota with greater confidence in its use of open-source software.

Conclusion of this Case Study

Toyota's embrace of open-source software and the implementation of best practices through the OpenChain Project represents a significant step forward in its software supply chain management. By fostering collaboration, improving communication, and reducing risks, Toyota continues to demonstrate commitment to innovation and excellence in all aspects of its operations.

The company's participation in the OpenChain Project not only strengthens its internal processes but also contributes to the broader open-source community, setting a standard for other organizations to follow, as shown in Figure 3.

RESEARCH GAPS AND FUTURE DIRECTIONS

Unexplored Areas

Despite significant advancements in demand for automotive spare parts, several areas remain underexplored.

1. *Integration of multimodal data:* While big data analytics and IoT have improved data collection, the integration of multimodal data (e.g., text, image, and sensor data) into forecasting models is still in its infancy. This integration can enhance the accuracy and robustness of forecasts by providing a more comprehensive view of the influencing factors.
2. *Human-machine collaboration:* Research on how human expertise and intuition can be effectively integrated with advanced machine learning models is limited. Exploring human-machine collaboration could lead to more intuitive and reliable forecasting systems.
3. *Adaptive learning models:* The development of adaptive learning models that can dynamically adjust to new data and changing patterns in real time is another underexplored area. These models can significantly improve the responsiveness of forecasting systems.

4. *Impact of external factors*: While some studies consider economic indicators and market trends, there is a need for more comprehensive research on the impact of external factors, such as geopolitical events, regulatory changes, and environmental factors, on spare parts demand.
5. *Sustainability considerations*: Research on integrating sustainability metrics into demand forecasting models is scarce. Considering the environmental impact and resource utilization could lead to more sustainable supply chain practices.
6. *Blockchain for supply chain transparency*: The potential of blockchain technology to enhance transparency and traceability in the supply chain, thereby improving demand forecasting accuracy, remains largely unexplored.

Needed Advancements

To address these gaps and further advance the field, several key areas need to be focused on.

1. *Advanced data fusion techniques*: Developing sophisticated data fusion techniques to effectively integrate multimodal data. This integration can leverage the strengths of different data types, leading to more holistic forecasting models.
2. *Enhanced machine learning algorithms*: Improving machine learning algorithms to handle the complexities and dynamic nature of automotive spare parts demands. This includes developing models that can learn from fewer data points (few-shot learning) and interpret complex relationships more effectively.
3. *Interdisciplinary approaches*: Encourage interdisciplinary research that combines insights from data science, supply chain management, and human factor engineering. Such approaches can lead to practical and user-friendly forecasting solutions.
4. *Real-time data processing capabilities*: Enhancing real-time data processing capabilities to ensure that forecasting models can adapt quickly to new information. This includes investing in edge computing and stream-processing technologies.
5. *Ethical and sustainable practices*: Incorporating ethical considerations and sustainability metrics into forecasting models. Research should focus on balancing economic efficiency with environmental and social responsibilities.
6. *Implementation frameworks*: Developing standardized frameworks and guidelines for implementing advanced forecasting models in the automotive industry. These frameworks should address practical challenges such as data integration, model deployment, and user training.

CONCLUSION

This literature review investigated advancements, industry applications, challenges, and research gaps in demand forecasting for automotive spare parts. We begin by reviewing traditional forecasting methods, such as time series analysis and regression models, and note their limitations within modern supply chains. We then explored the significant advantages of machine learning techniques, including supervised learning, neural networks, and ensemble methods, which offer enhanced accuracy and adaptability.

Technological advancements, particularly in big data analytics and IoT, have revolutionized demand forecasting. Big data analytics facilitate the processing of large datasets to identify intricate patterns, whereas IoT provides real-time data that improve forecasting accuracy and responsiveness. Case studies from industry leaders such as Toyota, GM, Bosch, and Ford demonstrate the practical benefits and successful application of these advanced methods.

We also identified several challenges such as data quality, model complexity, and real-time data processing, and investigated potential solutions to address these issues. Despite the progress achieved, there are still unexplored areas, and further advancements are required to improve demand forecasting.

Implications and Future Research Directions

The implications of this review are significant for the automotive industry. The adoption of advanced forecasting methods and new technologies can result in more accurate demand predictions, better

inventory management, reduced costs, and enhanced customer satisfaction. Ongoing research and development are essential to fully realize these advantages.

Future research should aim to integrate multimodal data, explore human-machine collaboration, and create adaptive learning models. Incorporating external factors and sustainability metrics into forecasting models can promote more resilient and responsible supply chain practices. In addition, investigating the role of blockchain technology in enhancing supply chain transparency and forecasting accuracy is worthwhile.

Key areas for advancement include investing in advanced data fusion techniques, refining machine learning algorithms, and boosting real-time data processing capabilities. Interdisciplinary approaches from various fields can yield more practical and user-friendly solutions. The development of standardized implementation frameworks aids companies in effectively deploying and utilizing these advanced forecasting methods.

In summary, while progress has been made in demand forecasting for automotive spare parts, significant opportunities remain for further improvement and innovation. Addressing the identified research gaps and focusing on the necessary advancements enhance forecasting capabilities, leading to greater operational efficiency and customer satisfaction.

REFERENCES

1. Henkelmann R. A deep learning based approach for automotive spare part demand forecasting. Is. Ovgu. DE, USA; 2018.
2. Liu Y, Zhang Q, Fan ZP, You TH, Wang LX. Maintenance spare parts demand forecasting for automobile 4S shop considering weather data. *IEEE Trans Fuzzy Syst.* 2018;27:943–55. DOI: 10.1109/TFUZZ.2018.2831637.
3. Qin XY, Ren CH, Yu Y. Auto parts sales forecast supporting business resource value-added service. 2021 International Symposium on Computer Technology and Information Science (ISCTIS), Guilin, China, 2021, pp. 158–64. DOI: 10.1109/ISCTIS51085.2021.00041.
4. Sohrabpour V, Oghazi P, Toorajipour R, Nazarpour A. Export sales forecasting using artificial intelligence. *Technol Forecast Soc Change.* 2021;163:120480. DOI: 10.1016/j.techfore.2020.120480.
5. Berkovec J. Forecasting automobile demand using disaggregate choice models. *Transp Res Part B Methodol.* 1985;19:315–29. DOI: 10.1016/0191-2615(85)90039-6.
6. Li Z, Rose JM, Hensher DA. Forecasting automobile petrol demand in Australia: An evaluation of empirical models. *Transp Res Part A.* 2010;44:16–38. DOI: 10.1016/j.tra.2009.09.003.
7. Guo C, Ge Q, Jiang H, Yao G, Hua Q. Maximum power demand prediction using fbprophet with adaptive Kalman filtering. *IEEE Access.* 2020;8:19236–47. DOI: 10.1109/ACCESS.2020.2968101.
8. Chandriah KK, Naraganahalli RV. RNN/LSTM with modified Adam optimizer in deep learning approach for automobile spare parts demand forecasting. *Multimed Tools Appl.* 2021;80:26145–59. DOI: 10.1007/s11042-021-10913-0.
9. Kulash DJ. Forecasting long-run automobile demand. In: *Strategies for Reducing Gasoline Consumption Through Improved Motor Vehicle Efficiency.* Transportation Research Board Special Report. 1976;(169):14–9. Available from: <http://onlinepubs.trb.org/Onlinepubs/sr/sr169/sr169-003.pdf>.
10. González Vargas CA, Elizondo Cortés M. Automobile spare-parts forecasting: A comparative study of time series methods. *Int J Automot Mech Eng.* 2017;14:3898–912. DOI: 10.15282/ijame.14.1.2017.7.0317.
11. Aktepe A, Yanik E, Ersöz S. Demand forecasting application with regression and artificial intelligence methods in a construction machinery company. *J Intell Manuf.* 2021;32:1587–604. DOI: 10.1007/s10845-021-01737-8.

-
12. Yang X, Pan B, Evans JA, Lv B. Forecasting Chinese tourist volume with search engine data. *Tour Manag.* 2015;46:386–97. DOI: 10.1016/j.tourman.2014.07.019.
 13. Aktepe A, Ersöz S, Lüy M. Welding process optimization with artificial neural network applications. *Neural Netw World.* 2014;24:655–70. DOI: 10.14311/NNW.2014.24.037.
 14. Alalawin A, Arabiyat LM, Alalaween W, Qamar A, Mukattash A. Forecasting vehicle's spare parts price and demand. *J Qual Maint Eng.* 2021;27:483–99. DOI: 10.1108/JQME-03-2020-0019.
 15. İfraz M, Aktepe A, Ersöz S, Çetinyokuş T. Demand forecasting of spare parts with regression and machine learning methods: Application in a bus fleet. *J Eng Res.* 2023;11:100057. DOI: 10.1016/j.jer.2023.100057.
 16. Boukhtouta A, Jentsch P. Support vector machine for demand forecasting of Canadian Armed Forces spare parts. 2018 6th International Symposium on Computational and Business Intelligence (ISCBI), Basel, Switzerland, 2018, pp. 59–64. DOI: 10.1109/ISCBI.2018.00021.