

CredBud: The Ultimate Student Platform

Vidya Shinde¹, Pratik Abhang^{2*}, Darshana Borase², Omkar Darekar², Chaitanya Gunde²

Abstract

In the rapidly evolving educational landscape, effective management of student performance, attendance, and engagement is essential for fostering accountability, motivation, and academic growth. Addressing the limitations of traditional methods, CredBud introduces an innovative digital platform designed to revolutionize academic management. This secure, user-friendly ecosystem empowers both students and faculty to enhance efficiency and collaboration. CredBud's key features include a credit allocation and grading system to monitor academic progress, a theoretical points mechanism to encourage active participation, and a customizable rewards framework tailored to individual student preferences. The platform incorporates real-time attendance tracking powered by QR code technology, minimizing administrative errors, streamlining processes, and ensuring data accuracy. By allocating points for attendance, CredBud not only incentivizes consistent participation but also fosters a culture of accountability and recognition. Beyond attendance management, CredBud supports assignment verification, grade sheet generation, and token-based incentives to boost academic performance and administrative efficiency. It also consolidates certifications, project records, and other achievements into a centralized repository, simplifying the process of showcasing academic milestones. Designed to meet the dynamic needs of educational institutions, CredBud operates seamlessly across Android, iOS, and web platforms, ensuring broad accessibility and inclusivity. Its iterative development approach emphasizes simplicity, scalability, and robust security, enabling the platform to adapt to emerging educational demands. By integrating cutting-edge technologies and fostering a culture of recognition, motivation, and continuous improvement, CredBud sets a new benchmark for educational engagement and management, redefining academic success for the future.

Keywords: Academic achievements, attendance management, credit allocation, QR code technology, student engagement, rewards system, educational innovation

*Author for Correspondence

Pratik Abhang
E mail: pratikabhang.sits.comp@gmail.com

¹Assistant Professor, Department of Computer Engineering, Sinhgad Institute of Technology and Science, Pune, Maharashtra, India

²Research Scholar, Department of Computer Engineering, Sinhgad Institute of Technology and Science, Pune, Maharashtra, India

Received Date: March 28, 2025

Accepted Date: April 12, 2025

Published Date: May 12, 2025

Citation: Vidya Shinde, Pratik Abhang, Darshana Borase, Omkar Darekar, Chaitanya Gunde. CredBud: The Ultimate Student Platform. Journal of Microcontroller Engineering and Applications. 2025; 12(2): 1–9p.

INTRODUCTION

In the rapidly evolving domain of higher education, the integration of technology has become a fundamental driver of innovation, process optimization, and academic growth. Traditional academic management systems often fall short in meeting the complex demands of modern educational institutions, resulting in inefficiencies in student engagement, attendance tracking, and recognition of achievements [1]. To address these challenges, CredBud emerges as an innovative digital platform designed to enhance academic experiences through automation, incentivization, and real-time tracking. CredBud adopts a transformative approach to academic management by incorporating real-time attendance tracking via

QR code technology, assignment automation, and a rewards-based system to acknowledge and motivate student participation [2]. By assigning points for activities such as class engagement, skill development, and consistent attendance, CredBud cultivates a culture of accountability and active participation, thereby enriching the learning environment. Additional features, including assignment verification, grade sheet generation, and achievement documentation, significantly reduce administrative burdens while improving the overall experience for students and faculty alike. Furthermore, CredBud provides a unified platform for consolidating certifications, project records, and academic accomplishments [3]. This centralized repository not only benefits students by showcasing their comprehensive academic progress but also equips faculty with actionable insights into performance metrics. Its seamless compatibility across Android, iOS, and web interfaces ensures adaptability to diverse educational contexts.

By addressing critical limitations of traditional systems, CredBud exemplifies how technology can redefine academic processes, making them more interactive, inclusive, and rewarding. This study delves into the design, implementation, and impact of CredBud, offering insights into its transformative role in reshaping the educational landscape and fostering continuous engagement among all stakeholders.

STUDIES AND FINDINGS

The development and evaluation of CredBud, a student platform designed to automate processes such as assignments, attendance, credit points, and certificate uploads, were based on structured research methodologies. This transition from manual to automated systems was guided by an extensive review of existing educational technologies, best practices, and the evolving needs of academic institutions. The platform's design emphasizes automating term grant projects, optimizing student engagement through real-time tracking of attendance, and streamlining assignment submissions [4]. The integration of credit points and achievement documentation encourages active participation and progress tracking. Simulation tools like Firebase Analytics and the React development environment were used to evaluate CredBud's performance, focusing on attendance management, credit point tracking, and seamless data synchronization [5]. Usability tests during these simulations offered valuable insights into the platform's effectiveness, highlighting the importance of continuous refinement and user-centered design for a robust academic tool.

METHODOLOGY

Platform Design and Feature Development

CredBud was designed to automate academic tasks such as assignments, attendance, credit points, and certificate uploads. Features were developed based on a review of existing educational technologies and user needs.

Data Collection

Data was collected through system logs, user feedback, and performance metrics via Firebase Analytics. Key data points such as engagement, attendance, and assignment submissions were monitored.

Simulation and Testing

Simulation tools like React were used to model platform behavior in various scenarios, focusing on attendance tracking and data synchronization. Test cases evaluated the system's scalability, accuracy, and reliability.

Usability Testing

Usability testing involved students and faculty performing tasks such as attending classes and submitting assignments. Feedback was gathered through surveys to evaluate user satisfaction and ease of use.

Agile Methodology

1. *Requirement gathering*: The team documents stakeholders' needs and defines the project's scope, objectives, and resources, including budget and schedule.

2. *Design*: Create high-level system architecture, detailed specifications (data structures, algorithms), and user interface planning.
3. *Development (coding)*: The development team writes the code for the software and conducts unit testing to verify each component's functionality.
4. *Testing*: Conduct various tests to ensure the software's functionality, performance, and user satisfaction, including integration, system, and performance testing.
5. *Deployment*: Release the software to the production environment, ensuring smooth operations and providing training and support for end-users.
6. *Review (maintenance)*: After deployment, address issues, release updates, and apply patches to improve software functionality and performance [6]. Figure 1 illustrates the work flow of agile methodology.

Scrum Methodology

1. *Product backlog*: A prioritized list of features, fixes, and improvements that define the product's development roadmap.
2. *Sprint*: A time-boxed iteration, typically lasting 1–4 weeks, in which a product increment is developed and completed.
3. *Development team*: A group of skilled professionals responsible for the product's delivery, working collaboratively to achieve sprint goals.
4. *Daily scrum*: A 15-min daily meeting where the development team syncs on progress, plans the next 24 h, and identifies any obstacles.
5. *Sprint review*: A meeting held at the end of the sprint where the team demonstrates completed work to stakeholders for feedback.
6. *Sprint retrospective*: A meeting held after each sprint to discuss what went well, identify areas for improvement, and plan actions for the next sprint [7]. Figure 2 represents the process of scrum methodology.

Attendance Process

1. *App registration*: Field personnel install the Attendance Provider app, and recipients install the Attendance Initiator app. Both must register and gain approval through the web portal.
2. *Attendance initiation*: Before interaction, the recipient uses the Attendance Initiator app to connect to the web portal and generate a unique, computed QR code displayed on their mobile screen.

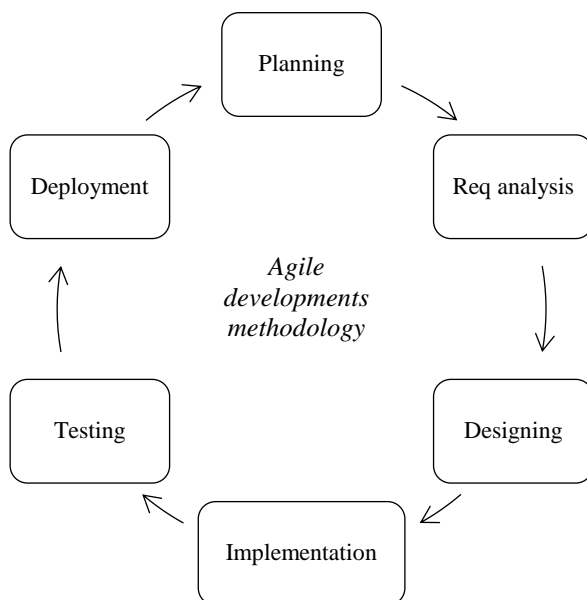


Figure 1. Agile methodology.



Figure 2. Scrum methodology.



Figure 3. Architecture frame work of attendance system.

3. *QR code scanning*: The field personnel scans the QR code using their Attendance Provider app. The scanned code is decrypted and sent to the web portal for verification.
4. *Verification and timestamping*: The web portal cross-verifies the generated code with the returned data, including the unique device ID, Firebase-registered ID, and encrypted QR data. Upon successful validation, a timestamp is recorded in the database, confirming the interaction.
5. *Authentication and notification*: To ensure authenticity, the system works only on authorized devices. An instant SMS or push notification is sent to an attendance observer for verification, ensuring the designated individual is using the app appropriately. Figure 3 shows the architecture frame work of attendance system.

REQUIREMENTS

User Interface Requirements

- *Front-end design*: React, Flutter.
- *Backend*: Node.js, Cloud Services, Firebase.
- *Responsive design*: Mobile and desktop compatibility.
- *User authentication*: OAuth, JWT, Firebase Authentication.

Hardware Requirements

- *Processors:* Minimum of two virtual CPUs (vCPUs) per instance.
- *RAM:* At least 4 GB of memory per instance.
- *Hard disk space:* Minimum of 100 GB.

Software Requirements

- *Operating systems:* Windows, Ubuntu, macOS.
- *Development tools:* MS Visual Studio, Node.js, Web Browsers.
- *Version control:* Git (GitHub, GitLab, or Bitbucket).
- *Database:* MySQL, MongoDB, or Firebase for data storage.
- *APIs:* RESTful API integration for communication between client and server.

SYSTEM DESIGN

System Block Diagram

The CredBud system design ensures a seamless, scalable, and user-friendly experience for students, faculty, and moderators. The architecture integrates client-side, server-side, and database components for optimal functionality and performance (Figure 4).

Client-Side (User Interfaces)

- *Mobile app interfaces:* Developed using React Native or Flutter for Android and iOS platforms.
- *Web Interface:* React for the web platform.
- *Dashboards:* Separate dashboards tailored for students, faculty, and moderators.

Server

- *Backend:* Built using Node.js and Express.js.
- *Core logic:* Manages user authentication, notifications, and data processing.

Authentication/Admin

- *Authentication:* Role-based access control ensuring that students, faculty, and moderators access appropriate features.

User Interaction

- *User interaction:* API-driven, with Firebase's real-time data synchronization to enable smooth interactions between users and the system.

Moderation

- *Moderator portal:* Secure login for moderators to monitor platform activity, assign points, and validate grant sheets.

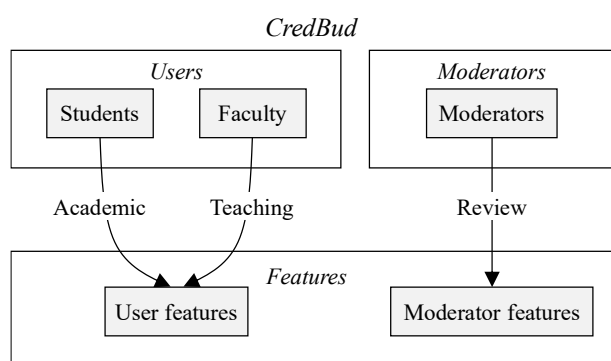


Figure 4. System block diagram.

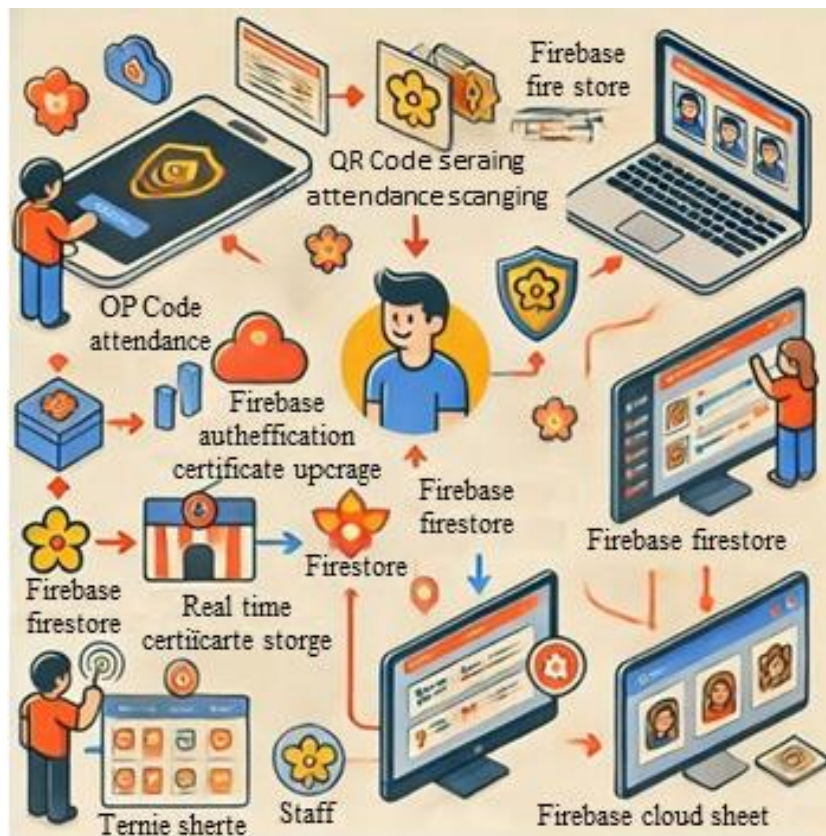


Figure 5. Working of system.

QR Attendance System

- *QR scanner:* For marking attendance, integrated with Firebase for real-time updates.

News Integration

- *External API integration:* Fetches and displays industry-related tech/programming news, enriching the user experience.

Role-based authentication restricts access to sensitive data, ensuring only authorized users can interact with specific features. APIs and Firebase's real-time sync provide smooth interactions, while moderators have a secure portal to manage tasks. Overall, Figure 5 elaborates the working of the system.

DESIGN

The implementation of CredBud revolves around a robust client-server architecture, ensuring seamless user interactions and secure data management. However, Figures 6–8 demonstrate the interfaces of application. The application features token-based authentication for secure access, real-time notifications to keep users updated, and data visualization tools like graphs to track attendance trends and performance [8]. A relational database efficiently stores user data, attendance records, and other essential information.

APPENDIX

Problem Statement Feasibility Assessment

The CredBud platform addresses the challenge of efficient attendance tracking and user profile management for a large student base. By leveraging advanced algorithms operating within polynomial time, the system ensures quick data processing, efficient data storage, and retrieval, making attendance tracking scalable and reliable [9].

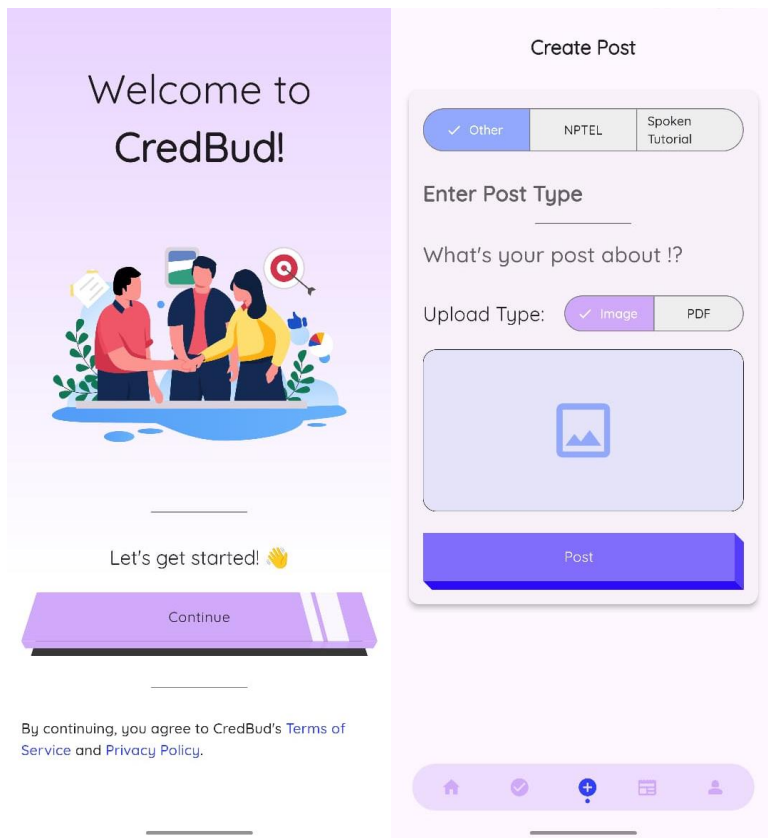


Figure 6. App interface.

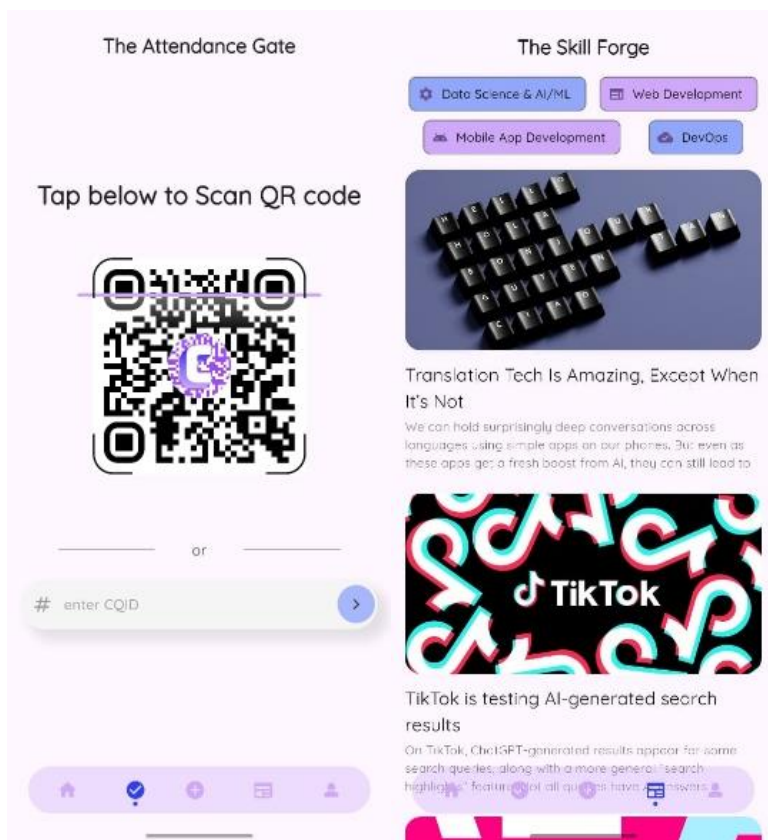


Figure 7. Attendance and news section.

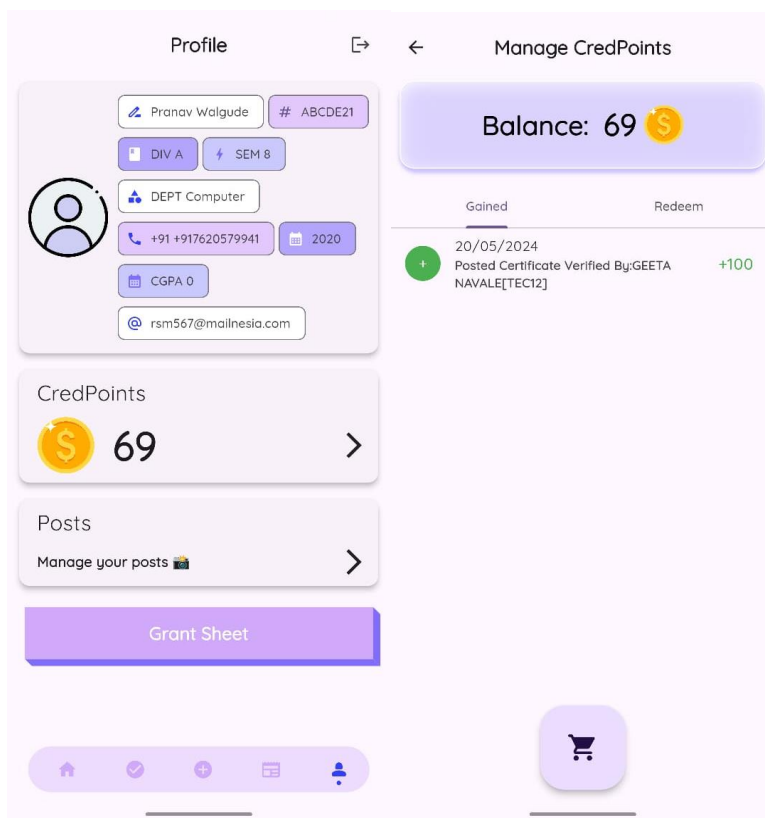


Figure 8. Profile and point store.

Mathematical Model

Set theory

- *Input set:* $U = \{user1, user2, user3, \dots, usern\}$
- *Solution set:* $P = \{update, query, manage, \dots\}$
- *Conclusion:* If all operations $op \in P$ can be executed on U in polynomial time, the problem is classified as P .
- *Time complexity:* Operations like updates and queries are $O(n)$, ensuring swift processing.
- *Space complexity:* Optimized data structures maintain space requirements at $O(n)$ or less.

Through efficient algorithms and data structures, CredBud demonstrates that critical operations like attendance tracking and user management fall within P , ensuring scalability, fast response times, and a resource-conscious platform that effectively serves a dynamic user base.

IMPROVEMENTS

1. *Enhanced UI/UX:* Redesigned the interface for improved navigation, cleaner layout, and responsive design, with interactive dashboards for better engagement.
2. *Advanced analytics:* Integrated analytics for better performance tracking, including predictive tools to identify at-risk students.
3. *Improved QR code attendance system:* Optimized QR scanning for faster recognition, improved accuracy, and added offline functionality for reliable tracking [10].
4. *Scalability and performance optimization:* Enhanced database structures, server performance, and load-balancing to support larger user bases and ensure smooth performance.
5. *Security enhancements:* Strengthened role-based authentication and data encryption for enhanced user privacy and secure data access [11].
6. *Bug fixes and system stability:* Addressed bugs and minor system glitches to improve overall platform stability and user experience.

7. *User feedback integration*: Actively incorporated feedback from students and faculty to improve features and enhance user satisfaction.

CONCLUSION

CredBud addresses the challenges of student attendance tracking by automating the process with QR code technology, transforming the traditionally manual system into a streamlined, efficient solution. By moving from manual to automated record management, CredBud minimizes errors and inefficiencies while providing real-time tracking and analytics. Beyond attendance, the platform also simplifies academic management processes, reducing administrative workload and improving engagement for both students and educators. With intuitive interfaces and enhanced reporting capabilities, CredBud fosters a more interactive and efficient educational experience.

As the platform evolves, future expansions could include further automation of student performance tracking and integration with broader educational management systems, maximizing its potential for improving academic workflows.

REFERENCES

1. Veluvali P, Suriseti J. Learning management system for greater learner engagement in higher education—A review. *High Educ Future*. 2022 Jan; 9(1): 107–21.
2. Jaimes LG, Vergara-Laurens IJ, Rajj A. A survey of incentive techniques for mobile crowd sensing. *IEEE Internet Things J*. 2015 Mar 5; 2(5): 370–80.
3. Hassan NA. Streamlining certification management with automation and certification retrieval: system development using ABP framework, angular, and MongoDB. [dissertation]. Karlstad University, Department of Mathematics and Computer Science, Sweden. Digitala Vetenskapliga Arkivet. 2024. Available from: <https://urn.kb.se/resolve?urn=urn:nbn:se:kau:diva-99873>.
4. Turkanović M, Hölbl M, Košič K, Heričko M, Kamišalić A. EduCTX: A blockchain-based higher education credit platform. *IEEE Access*. 2018 Jan 5; 6: 5112–27.
5. Chan FK, Thong JY. Acceptance of agile methodologies: A critical review and conceptual framework. *Decis Support Syst*. 2009 Mar 1; 46(4): 803–14.
6. Kumar G, Bhatia PK. Impact of agile methodology on software development process. *International Journal of Computer Technology and Electronics Engineering (IJCTEE)*. 2012 Aug; 2(4): 46–50.
7. Sachdeva S. Scrum methodology. *Int J Eng Comput Sci*. 2016 Jun; 5(6): 16792–799.
8. Hallal L, Rhinelander J, Venkat R. Recent Trends of Authentication Methods in Extended Reality: A Survey. *Appl Syst Innov*. 2024 May 28; 7(3): 45.
9. Schacter J, *et al*. Feasibility of a Web-Based Assessment of Problem Solving. Paper presented at the annual meeting of the American Educational Research Association, Chicago, IL. 1997 Mar.
10. Liew KJ, Tan TH. QR code-based student attendance system. In 2021 IEEE 2nd Asia Conference on Computers and Communications (ACCC). 2021 Sep 24; 10–14.
11. Moroney L. An introduction to Firebase. In: *The Definitive Guide to Firebase*. Berkeley (CA): Apress; 2017. p. 1–24. doi: https://doi.org/10.1007/978-1-4842-2943-9_1.