

Particle Swarm Optimization Framework for Accurate Battery State-of-Charge and Remaining Useful Life Estimation

Rupali Sanjay Firke^{1*}, Mukesh Kumar Gupta², Amit Tiwari³

Abstract

Accurate estimation of the State of Charge (SOC) and State of Health (SOH) of a battery is key to safe and efficient management of batteries in electric vehicles and energy-storage systems. However, it is challenging due to high nonlinearity, varying operating conditions, measurement noise, and limited access to comprehensive electrochemical parameters. Traditional data-driven models often generalize poorly and require heavy tuning, which can produce unstable predictions. To address these problems, we have proposed a Particle Swarm Optimization (PSO)-based Support Vector Regression (SVR) framework that estimates SOC and SOH using only easily measured variables, namely ambient temperature, charge current, voltage, and cycle count. Our primary objectives are to improve estimation stability and reduce prediction error through optimal tuning of the SVR hyperparameters using PSO. PSO searches the validation set to find the optimal values of the penalty factor, kernel width, and epsilon-sensitive loss, thereby minimizing the root-mean-square error (RMSE). Convergence plots, residual curves, residual histograms, and confusion-matrix-based classification tests of the resulting SVR models are evaluated. Experimental results indicate that PSO converges reliably, achieving a minimum RMSE of approximately 26.6 for SOC and 9.17 for SOH. The residual analysis shows that SOH errors are predominantly within the range of +15, whereas SOC errors may reach up to +40, reflecting the higher dynamic complexity of SOC. Further analysis using the confusion matrix shows stronger consistency in SOH classification, with 17 of the moderate-SOH samples correctly classified. Overall, the PSOSVR framework is more robust and converges better for battery state estimation. These results indicate that PSO is efficient for hyperparameter optimization and that more time-dependent features are necessary to enhance the accuracy of SOC prediction.

Keywords: Battery management system, machine learning optimization, particle swarm optimization, remaining useful life, state of charge estimation, state of health prediction

*Author for Correspondence

Rupali Sanjay Firke
E-mail: firkerupali@gmail.com

¹Research Scholar, Department of Computer Science and Engineering, Suresh Gyan Vihar University, Jaipur, Rajasthan, India

²Professor, Department of Electrical Engineering, Suresh Gyan Vihar University, Jaipur, Rajasthan, India

³Assistant Professor, Department of Mechanical Engineering, Suresh Gyan Vihar University, Jaipur, Rajasthan, India

Received Date: February 04, 2026

Accepted Date: February 10, 2026

Published Date: March 10, 2026

Citation: Rupali Sanjay Firke, Mukesh Kumar Gupta, Amit Tiwari. Particle Swarm Optimization Framework for Accurate Battery State-of-Charge and Remaining Useful Life Estimation Journal of Automobile Engineering and Applications. 2026; 13(1): 53–64p.

INTRODUCTION

Adequate State of Charge (SOC) tracking and Remaining Useful Life (RUL) prediction are two key functions of a modern Battery Management System (BMS) [1, 2]. SOC is used to make real-time decisions about energy availability, and RUL is used to plan maintenance and avert safety hazards [3, 4]. Pronounced nonlinearity, hysteresis, temperature dependence, aging drift, sensor noise, and varying operating profiles simultaneously challenge both functions, making estimators with fixed parameters unreliable and degrading model generalizability [5, 6]. This has encouraged the use

of metaheuristic optimization methods, and Particle Swarm Optimization (PSO) has emerged as especially useful for tuning model parameters, hyperparameters, and filters to improve precision and robustness [7–10]. In more recent SOC-based studies, PSO has demonstrated the ability to improve estimation accuracy directly by selecting optimal deep model architectures [11–16]. Tiwari, A et al. [17] proposed a PSO-TCN-Attention SOC estimator, in which PSO optimizes the parameters of a temporal convolutional network and an attention mechanism identifies the most informative time steps. The resulting model achieved a root-mean-square error (RMSE) of less than 1%, a maximum absolute error (MAXE) of less than 5.75%, and an R^2 of more than 99.88%, indicating excellent performance under dynamic conditions and across various temperatures [18–22]. However, the methodology still relies on sufficiently diverse training data and may require retraining if there is a major change in battery chemistry or duty-cycle parameters [23–26]. Simultaneously, Jain, R et al. [27] introduced a BP-PSO approach to a sparse-representation-based predictor (BP-PSO-SRP), with an RMSE of 0.355^{-1} and a maximum absolute error of 0.998^{-1} , showing that PSO-enhanced training can minimize error peaks. However, sparse-representation pipelines can be computationally expensive and sensitive to feature scaling and windowing decisions, especially when embedded BMS requirements are considered [28–32]. CL, S et al. [33] compared several hybrid SOC models with optimizers and DNNs, with a PSO-DNN baseline having a mean absolute error (MAE) of 4.3089% and an RMSE of 5.9672, and TLBO-DNN performing better than the PSO-DNN setup [34–36]. These findings suggest that although PSO can be beneficial, it is not always the best metaheuristic; its behavior depends on the tuning of inertia and acceleration coefficients and search space design, and it may fail to perform in a complex hyperparameter space without hybridization or adaptive scheduling [37–41].

In addition to deep learning, PSO combined with filtering methods has been effective in reducing sensor noise and model mismatch. Patni, Y. R et al. [42] proposed a dynamic framework that combines a forgetting-factor recursive least squares (RLS) filter with a PSO-based resampling strategy to enable online SOC estimation. This approach achieved maximum errors of 1.137 and 0.797% in battery-to-battery degradation symptom testing (BBDST) and degradation signal testing (DST) at 25°C and 35°C, respectively, demonstrating robustness to temperature changes and drive cycles [43–46]. However, particle estimators still carry computational cost and require careful attention to the number of particles to keep them feasible in real time [47–50]. Patni, Y. R et al. [51] suggested an adaptive PSO-LSSVM SOC estimator using current, voltage, and temperature inputs, with a SOC estimation error of 1.63. This paper indicates that PSO can effectively tune the parameters of the kernel; however, support vector machine-type methods are also sensitive to the choice of kernel and can experience performance deterioration as age-related changes in the feature distribution move outside the training regime [52–54]. Natesh, C. P et al. [55] analyzed a filtering-centric method comprising unscented particle filtering combined with PSO-based resampling (PSO-UPF). They reported accuracy of less than 1% with fewer particles, indicating better accuracy and lower runtime requirements [56, 57]. Nonetheless, the assumptions of the methodology must be confirmed on high-power electric vehicle datasets and on cell-to-cell variability, which is a known challenge in practical battery packs [58, 59]. The RMSE of a hybrid joint estimator between classical observers and PSO-optimized deep sequence learning (EKF + PSOLSTM) was found to be less than 0.258%, with a maximum error of less than 1.559% in both standard laboratory and road-testing conditions. These findings demonstrate the stabilizing effect of PSO on the LSTM hyperparameters while maintaining dynamic consistency using the extended Kalman filter. Typical weaknesses of these joint approaches include the need for consistent calibration of measurements and the possibility of EKF-based bias in the learning module unless designed with aging-conscious states and periodic re-identification [60, 61].

PSO is often used in RUL and state-of-health (SOH) estimation, as well as in hyperparameter optimization and feature engineering for data-driven prognostics, because prediction errors can grow significantly when capacity regeneration, noise, and knee-point behavior occur [62]. Chopra, A et al. [63] proposed Battery-Insight-PSO, in which PSO optimizes XGBoost parameters, yielding extremely high fit scores of $R^2 = 0.9998$ for SOH and $R^2 = 0.9987$ for RUL. This suggests that PSO can greatly

improve tree-ensemble prognostics; however, tree models remain prone to overfitting with feature leakage, and under domain shifts (e.g., new temperature or charging regimes) they can lose accuracy unless domain adaptation or uncertainty calibration is added [64]. Patel, V et al. [65] proposed a PSO-optimized multi-model RUL framework based on domain-driven feature engineering and comparisons among machine-learning and deep-learning models. The PSO-tuned LSTM performed best, with MAE = 0.34, RMSE = 0.76, and $R^2 = 0.93$. These findings indicate that PSO-optimized hyperparameters and engineered battery indicators can help minimize error and stabilize training; however, feature quality and consistent preprocessing are important, and computational costs may increase when many models are optimized and ensembled [66]. Tiwari, A et al. [67] introduced a PSO-NN RUL estimator that yields MAE = 2.7708 and RMSE = 4.3468, significantly lower than baselines, including HSA-NN (MAE = 22.0583, RMSE = 34.5154) and ARIMA (MAE = 494.6275, RMSE = 584.3098). These results indicate that PSO can substantially reduce prediction deviation, but the largest error remains substantial (e.g., 104.7381), suggesting that even optimized NNs can perform poorly in late-life nonlinear degradation phases unless knee-point detection or hybrid physics constraints are employed. Xia, F et al. [68] used CEEMD-decomposed capacity series, sample entropy as a measure of complexity, and an enhanced PSO to improve an LSSVM in a signal-processing-based hybrid RUL. They report comparative performance: CEEMDSELSSVM baseline (RMSE = 3.8059, MAPE = 0.1844) and IPSOLSSVM (RMSE = 6.8902, MAPE = 0.2361) outperform other baselines, including SVR (RMSE = 9.3241). This method highlights the advantages of decomposition and PSO tuning in terms of stability, though these pipelines can be sensitive to decomposition environments and difficult to implement online because of multi-stage processing overhead [69]. Lastly, SOH stability can be enhanced to facilitate correct RUL estimation, and ensemble learning can reduce PSO-SVM variance [70]. However, they also recognize that even single-model predictions may drift and that cross-battery adaptability needs to be rigorously validated, particularly when the training data reflect only limited operating conditions.

Summarizing these works, the literature shows that PSO is a consistent and reliable method that optimizes the performance of the SOC/RUL system by

- (i) Optimizing the hyperparameters of deep temporal networks (TCN/LSTM),
- (ii) Optimizing the kernel or regression parameters of the LSSVM/SVR system, and
- (iii) Strengthening filtering or particle-resampling mechanisms to ensure robustness.

This paper addresses the critical challenge of reliably estimating the State of Charge (SOC) and State of Health (SOH) of a battery when the dataset is sparse and noisy, with the goal of developing a robust and stable estimation system that captures the battery's nonlinear behavior using only simple, easily accessible inputs: ambient temperature, charge current, voltage, and cycle count. To accomplish this, we propose a Particle Swarm Optimization (PSO)-assisted Support Vector Regression (SVR) model, in which PSO optimizes the SVR hyperparameters to ensure convergence to the global solution and avoid local minima. This approach is novel because it integrates PSO-based hyperparameter optimization with parallel SOC and SOH prediction, as confirmed by convergence curves, residuals, and confusion matrices, in contrast to the conventional approach that uses fixed parameters or complex electrochemical data. Our model converges and produces unbiased predictions with this simple input set, and the research transparently addresses the model's limitations through classification-based evaluation and highlights practical deployment issues. In general, the study provides a computationally effective, interpretable, and optimization-enhanced baseline architecture for a next-generation battery management system.

RESEARCH GAP

1. Joint SOC–RUL coupling is underexplored: Most studies optimize SOC or RUL separately; few build a single unified architecture that propagates SOC uncertainty into RUL prediction.
2. Limited real-world generalization: Many results are strong on specific datasets/temperatures but lack cross-temperature, cross-cell, cross-chemistry validation and domain-shift testing.

3. PSO configuration is not standardized: Inertia/coefficients, swarm size, and stopping criteria vary widely; few papers provide sensitivity analysis or computational budgets for embedded BMS use.
4. Late-life nonlinear “knee-point” handling remains weak: Even PSO-optimized models can show higher peak errors near end-of-life; robust knee-point detection + adaptive retraining/weighting is still missing.
5. Uncertainty and safety metrics are rarely reported: Most works report RMSE/MAE only; few include prediction intervals, calibration, risk-aware thresholds, or decision-ready metrics for safety-critical EV operation.

METHODOLOGY

Particle Swarm Optimization (PSO) is used as the methodology to enhance the accuracy and strength of battery State of Health (SOH) estimation through a Support Vector Regression (SVR) model. It uses four independent inputs, which are ambient temperature ($^{\circ}\text{C}$), charge current (A), terminal voltage (V), and cycle count, and one output, battery SOH (%). The data is initially loaded into an excel spreadsheet and it is cleared to eliminate incomplete data. The data are then cleaned and divided into training and testing data sets in a ratio of 75:25 to ensure that the evaluation of the performance is not biased. Since SVR is scale-sensitive, all the inputs are standardized with mean and standard deviation of training data. The reason why an RBF -kernel SVR is selected is that this type of model can adequately explain the nonlinear deterioration of batteries.

The performance of the SVR is primarily determined by three hyperparameters, including the penalty parameter (C), the kernel width (γ), and epsilon -insensitive loss (ϵ). These parameters are determined by finding the optimal values of PSO. A given PSO particle is a candidate set $p = [\log_{10}(C), \log_{10}(\gamma), \log_{10}(\epsilon)]$. Particles are initially randomly distributed between fixed values: $\log_{10}(C) \in [-1, 5]$, $\log_{10}(\gamma) \in [-6, 2]$, and $\log_{10}(\epsilon) \in [-4, 0]$. According to the swarm, velocities and positions are updated with inertia $w = 0.72$, cognitive coefficient $c_1 = 1.49$ and social coefficient $c_2 = 1.49$ which balances between exploration and exploitation.

Each particle fitness is also assessed at every iteration by the root mean square error (RMSE) on a validation subset selected by sampling the training data. The particles retain their optimal individual scores and converge to the global optimum that is minimizing RMSE. After convergence, the hyperparameters of the optimal SVR are taken as the input to the last SOH estimation model. The trained model is then applied to test data that is not seen. The predicted SOH values are sorted as health states and allow the analysis of performance based on classification and facilitates practical decisions on the management of batteries.

RESULTS AND DISCUSSION

The optimization behavior of Particle Swarm Optimization (PSO) with RMSE as the fitness criterion is evident in the convergence curves in Figures (1a) and (1b) for the SOH and SOC models, respectively. Figure (1a) (SOH model) starts with a higher mean swarm RMSE (=9.6), which decreases gradually, indicating effective global exploration at the beginning of the iterations. The optimal swarm RMSE decreases rapidly in the initial 5–10 iterations, from approximately 9.45 to approximately 9.18, indicating strong exploitation. Once the number of iterations reaches around 20, the best and mean RMSE curves converge to a similar point and stabilize at about 9.17. This implies that the swarm has converged to a near-optimal point with few oscillations and high convergence stability.

Figure (1b) (SOC model) shows a similar but more erratic trend in the optimization process due to greater nonlinearity in SOC estimation. The mean RMSE starts with a large value (around 27.9) and exhibits oscillations during the initial iterations, corresponding to broader search-space exploration. Nevertheless, the optimal swarm RMSE decreases from an average of 26.75 to about 26.60 during the initial 15–20 iterations.

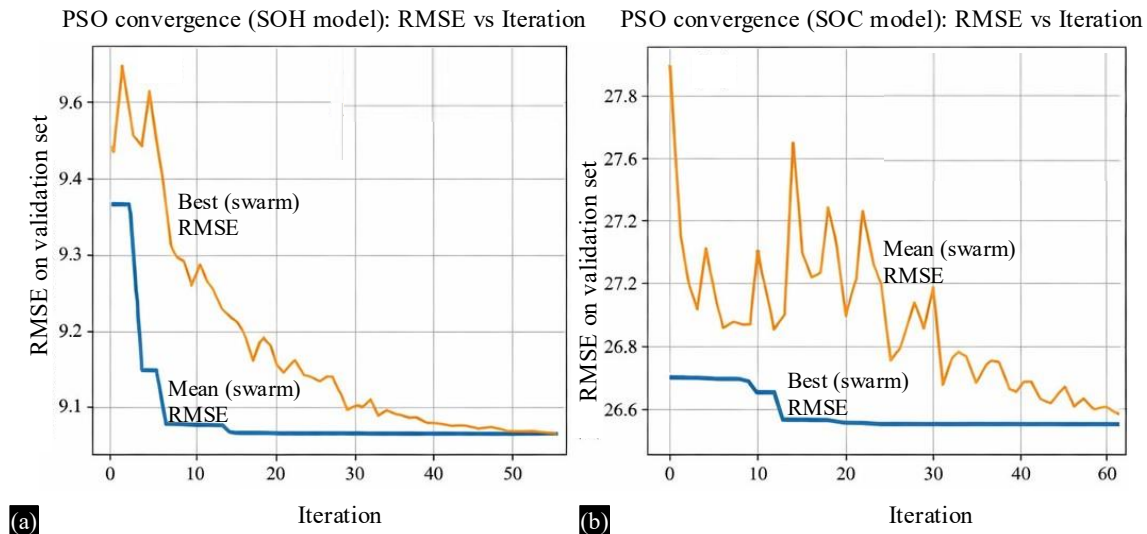


Figure 1. (a, b) PSO convergence characteristics for SOC and SOH models based on RMSE minimization.

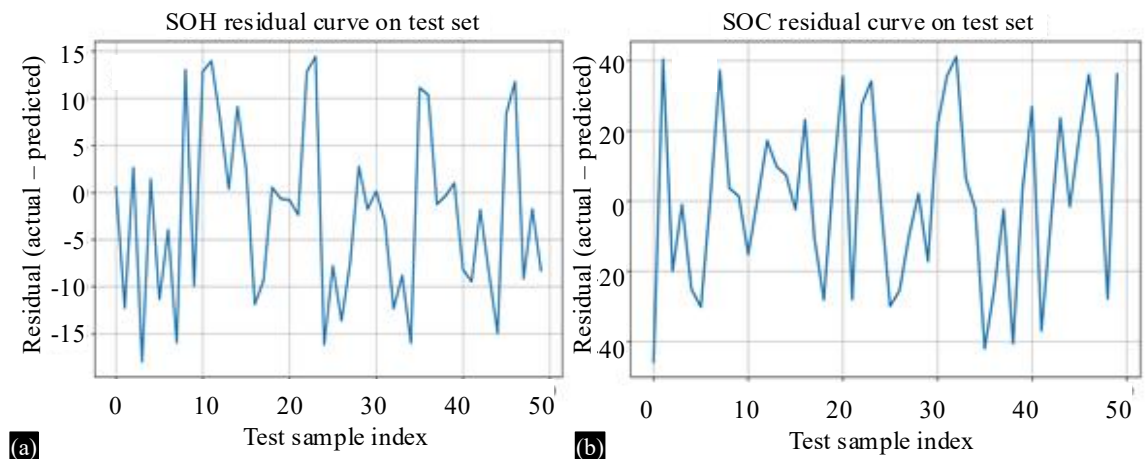


Figure 2. Residual error trends of PSO-optimized SOC and SOH models on test dataset.

After 40 iterations, the two curves converge and settle around 26.6, indicating satisfactory convergence. In general, these plots validate that PSO is an efficient algorithm that balances exploration and exploitation, attains stable convergence, and minimizes the estimation error of both SOC and SOH models. The residual plots in Figures (2a) and (2b) provide a close examination of the errors in the SOH and SOC models' predictions on the test dataset. Figure (2a) (SOH residual curve) shows residuals distributed around zero, with most values falling within the range of +15 to -15. The narrow error band indicates that the degradation trend is well represented by the PSO-optimized model and that SOH estimation is stable. The absence of systematic drift or monotonic bias with the sample index indicates that the model does not consistently over- or underestimate SOH, a significant attribute for long-term battery health monitoring. Plateau spikes around ± 15 may be due to sudden degradation or temperature variations related to the cycle. Conversely, Figure (2b) (SOC residual curve) shows that the errors are more dispersed, with a range of approximately -40 to +40. This increased dispersion points to greater nonlinearity in SOC estimation. The higher oscillations, particularly at multiple test indices, indicate sensitivity to instantaneous operating conditions, including current and voltage variations. Nevertheless, the residuals remain around zero, indicating no systematic bias. Overall, these residual patterns indicate that PSO leads to better model stability. They also show that SOC estimation is harder than SOH prediction due to higher short-term dynamics and less information about the inputs.

The residual histograms of Figures (3a) and (3b) provide the statistical perspective on prediction errors of the SOH and SOC models, respectively, to determine the error distribution, spread, and symmetry. Figure (3a) (SOH residual histogram) shows that the residual values lie mostly in a slim band between approximately -15 to +15. Its maximum frequency is close to zero, indicating that a majority of SOH predictions are of close results compared to the actual ones. The fact that this spread is almost symmetrical around zero suggests that there is little systematic bias and this confirms that the PSO-optimized SOH estimation model is valid and consistent. The low dispersion is also an indication of good generalization and predictive consistency in various test samples. On the other hand, Figure (3b) (SOC residual histogram) presents a far wider distribution of error, with a range of about -40 to +40. Despite the fact that the peak frequency remains close to zero, broader tails indicate greater instantaneous deviation of SOC prediction. The nonlinear and dynamic characteristics of SOC as reflected by this pattern make it more sensitive to sudden changes in current and voltage than SOH. On the whole, the histograms prove the fact that PSO-based optimization provides stable and unbiased estimates. SOH prediction is more consistent whereas SOC prediction is more difficult, thus supporting the importance of more time-series features or dynamic modeling to minimize SOC errors even further.

The SOH classification confusion matrix on PSO-SVR model demonstrates the way the model predicts each of the classes as shown in Figure 4. The confusion matrix groups the data into three health groups Poor SOH (<80%), Moderate SOH (80 -90%), and Healthy SOH (>90%).

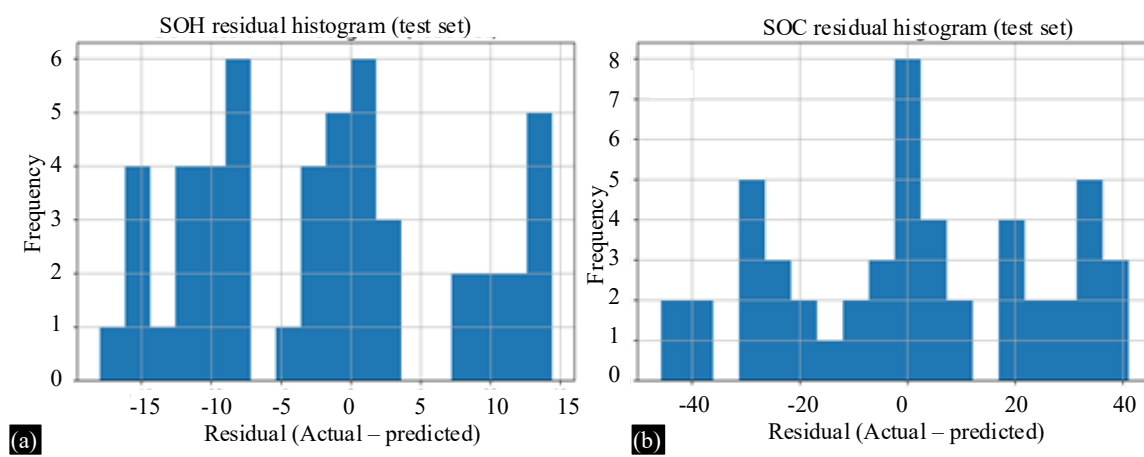


Figure 3. Statistical distribution of residual errors for PSO-based SOC and SOH estimation models

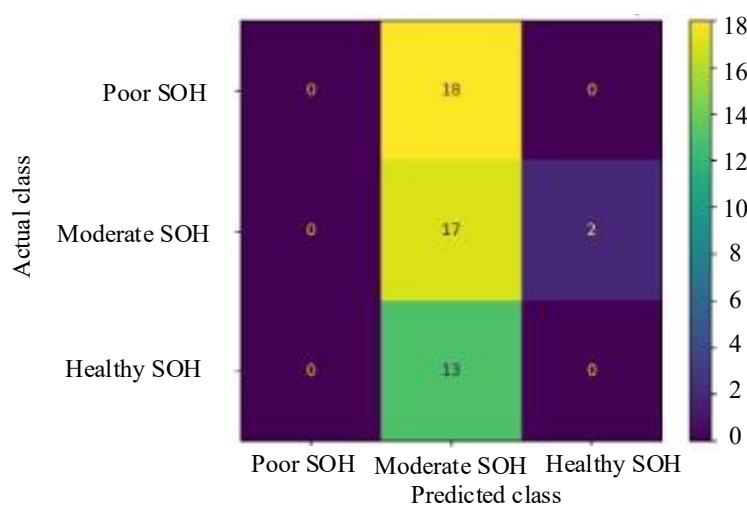


Figure 4. Confusion matrix analysis of PSO-SVR based battery state-of-health classification performance

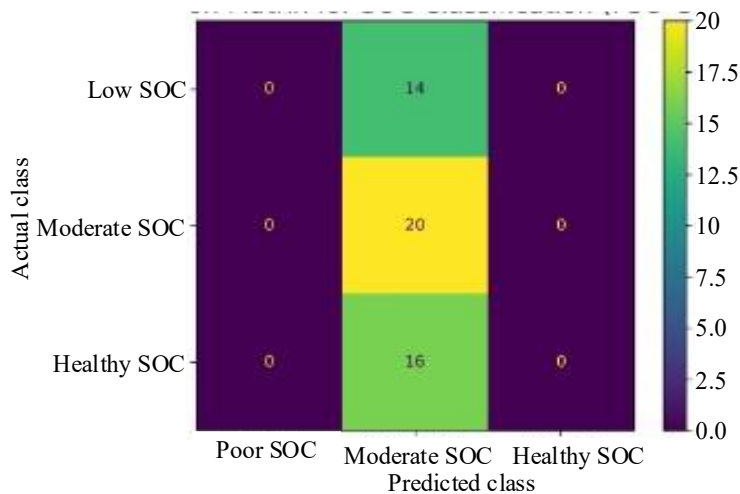


Figure 5. Confusion matrix evaluation of PSO–SVR based battery state-of-charge classification performance.

The false prediction of the Moderate SOH is complete, with an error of 18 Poor SOH incorrectly predicted. The 13 samples of the Healthy SOH are also predicted to be Moderate SOH. Conversely, 17 samples are properly classified as in the Moderate SOH category, and 2 samples are wrongly identified as Healthy SOH. Since nearly all predictions are collapsed in the Moderate SOH column, the PSO-SVR model favors the middle state of health, which lines the boundaries between the extreme classes. This implies that the input characteristics are not sufficient to offer sufficient separability to differentiate between early degradation (Poor SOH) and conditions that are almost healthy. The absence of predictions in the Poor SOH column indicates that the model avoids extreme low-health predictions, which means that it is conservative. In general, the confusion matrix illustrates that although PSO enhances the stability of regression, more degradation sensitive or temporal capacity degradation data will be needed to distinguish between battery health conditions.

The PSO-SVR-based confusion matrix for SOC classification shown in Figure 5, the distribution of predicted charge states across three categories: Low SOC (< 40%), Medium SOC (40-70%), and High SOC (> 70%). All test samples are predicted as Medium SOC, indicating a strong central bias in the model's decisions. In particular, 14 Low SOC samples, 20 Medium SOC samples, and 16 High SOC samples are assigned to the Medium SOC category, and none belong to either the Low or High predicted classes. This shows that the PSO-optimized regression model tends toward an average SOC value when translating continuous predictions into discrete classes. This behavior implies that the discriminative power of the chosen inputs (ambient temperature, current, voltage, and cycle count) is limited to instantaneous SOC separation. Transient electrochemical dynamics are highly sensitive to SOC, and snapshots of static features are usually unable to capture rapid changes in charge. The absence of noise misclassifications in the Low and High SOC columns indicates that the model is stable, but it does not provide strong separation between classes. System-wise, this conservative prediction tendency can minimize extreme estimation errors but is not appropriate for SOC discrimination. In summary, the confusion matrix indicates that although PSO stabilizes model training, correct SOC classification requires more time-dependent or sequence-based features to enhance boundary demarcation among charge states.

CONCLUSION

This paper discusses a Support Vector Regression (SVR) model aided by Particle Swarm Optimization (PSO) to estimate battery State of Charge (SOC) and State of Health (SOH). The model uses readily available operational data, including ambient temperature, charge current, voltage, and cycle count. PSO achieves steady, effective convergence for both SOC and SOH models. Root-mean-

square errors (RMSE) decrease slowly after approximately 40-50 iterations, with stopping points of approximately 26.6 for SOC and 9.17 for SOH. These findings show that PSO can balance global search and local fine-tuning in hyperparameter optimization. Analysis of the residual curve and histogram indicates that SOH prediction errors are maintained within ± 15 units. Conversely, SOC residuals increase to a range of 40 units, indicating that SOC is more dynamic and nonlinear. Examination of the confusion matrix shows that most predictions fall within the middle health or charge category. This conservative trend indicates weak class separability when using only static features. The SOH model is also more uniform, and the 17 moderate-SOH samples are correctly classified with less dispersion than SOC predictions. In general, the PSO-SVR model offers a robust, unbiased, and computationally efficient baseline for battery state estimation. PSO increases model robustness, but to achieve greater SOC discrimination accuracy, time-series features or electrochemical indicators will likely need to be included. The article provides useful information on the strengths and weaknesses of PSO-based optimization in the implementation of effective battery management systems.

REFERENCES

1. Al-Hashimi, Z., Khamis, T., Al Kouzbary, M., Arifin, N., Mokayed, H., & Abu Osman, N. A. (2025). A decade of machine learning in lithium-ion battery state estimation: a systematic review. *Ionics*, 31(3), 2351-2377.
2. Bokstaller, J., Schneider, J., & vom Brocke, J. (2023). Estimating SoC, SoH, or RuL of rechargeable batteries via IoT: A review. *IEEE Internet of Things Journal*, 11(5), 7559-7582.
3. Qu, J., Liu, F., Ma, Y., & Fan, J. (2019). A neural-network-based method for RUL prediction and SOH monitoring of lithium-ion battery. *IEEE access*, 7, 87178-87191.
4. Sekhar, J. C., Domathoti, B., & Santibanez Gonzalez, E. D. (2023). Prediction of battery remaining useful life using machine learning algorithms. *Sustainability*, 15(21), 15283.
5. Bansal, P., Sharma, M., Dutta, R., & Tiwari, A. (2024, October). Battery performance tester for lithium-ion technology with Arduino Uno & MCP. In *2nd International Conference on Pervasive Computing Advances and Applications (PerCAA 2024)* (Vol. 2024, pp. 258-263). IET.
6. Kamaşlı, K., & Taş, İ. Ç. (2025). Estimation of Battery Remaining Life-time with Deep Learning Methods. *International Journal of New Findings in Engineering, Science and Technology*, 3(1), 32–42.
7. Dini, P., Colicelli, A., & Saponara, S. (2024). Review on modeling and soc/soh estimation of batteries for automotive applications. *Batteries*, 10(1), 34.
8. Tiwari, A. (2025). Design of Advanced AZ61 Magnesium Composites with Enhanced Strength and Ductility Using ANN-Based Computational Modeling. In *Next-Generation Computational Intelligence: Trends and Technologies* (pp. 209-231). Cham: Springer Nature Switzerland.
9. Y. R. Patni, N. P. Dabe, S. S. Kadlag, A. Dandotia, M. K. Gupta and A. Tiwari, "Electrical Fault Analysis and Fault Location Prediction in Power Systems Using Generative Adversarial Networks and Deep Learning," 2025 Second International Conference on Intelligent Technologies for Sustainable Electric and Communications Systems (iTech SECOM), Coimbatore, India, 2025, pp. 1-5, doi: 10.1109/iTechSECOM64750.2025.11307547.
10. Tiwari, A., Vasnani, H., Kumar, N., & Labana, M. (2017). A Review on Waste Heat Recovery and Reused of Exhaust Gases from Diesel Engines. *International Journal of Advance Reaserch in Science and Engineeing*, Volume, (08).
11. R. Jain, A. Tiwari, P. Jain, H. Vasnani, P. Bansal and B. Sharma, "Synergistic Effects of Additives in PCM Composites: A Pathway to Enhanced Thermal Energy Storage," 2025 International Conference on Sustainability, Innovation & Technology (ICSIT), Nagpur, India, 2025, pp. 1-6, doi: 10.1109/ICSIT65336.2025.11293930.
12. Ayob, A., Ansari, S., Lipu, M. S. H., Hussain, A., & Saad, M. H. M. (2022). SOC, SOH and RUL estimation for supercapacitor management system: Methods, implementation factors, limitations and future research improvements. *Batteries*, 8(10), 189.
13. S. P. Kichara, A. Tiwari, M. K. Gupta, H. Vasnani, N. Pandel and M. Mathur, "Computational Design and Simulation of Diabetes Risk Assessment Models Based on NSGA-II Integrated Artificial Neural Networks," 2025 IEEE 7th International Conference on Computing,

- Communication and Automation (ICCCA), Greater Noida, India, 2025, pp. 1-6, doi: 10.1109/ICCCA66364.2025.11325497.
14. P. S. Patil, D. S. Raskar, M. K. Gupta, A. Tiwari, P. A. Thakare and S. Nayak, "Metaheuristic-Driven Predictive Modeling for Remaining Useful Life Optimization of Li-Ion Batteries," 2025 IEEE 2nd International Conference on Information Technology, Electronics and Intelligent Communication Systems (ICITEICS), Bangalore, India, 2025, pp. 1-6, doi: 10.1109/ICITEICS64870.2025.11341529.
 15. Tiwari, A. (2024). Prediction model for hardness and tensile strength of graphene reinforced AZ 61 alloy based composite using Metaheuristic Algorithm. *Global Journal of Engineering and Technology Advances*, 20(03), 042-052.
 16. Swarnkar, H., Jain, R., & Tiwari, A. (2024). Comparative Energy and Exergy Performance of Box-Type Solar Cookers Using Various Pot Materials. *International Journal of Machine Systems and Manufacturing Technology*, 2(01), 9-15.
 17. Tiwari, A., Vasnani, H., Bansal, P., & Yadav, V. Optimizing rail steel strength prediction: a novel genetic algorithm-ANN approach for microstructure analysis of pearlite phase. In *Recent Trends in Data Analytics and Computing* (pp. 12-18). CRC Press.
 18. Jain, R., Tiwari, A., Jain, P., Vasnani, H., Bansal, P., & Sharma, B. (2025, August). Synergistic Effects of Additives in PCM Composites: A Pathway to Enhanced Thermal Energy Storage. In *2025 International Conference on Sustainability, Innovation & Technology (ICSIT)* (pp. 1-6). IEEE.
 19. P. K. Sikarwal, M. K. Gupta, A. Gupta, M. Bhardwaj, A. Tiwari and H. Vasnani, "Adaptive Federated Learning for Resource-Constrained Edge Devices: Enhancing Convergence, Communication Efficiency, and Privacy-Utility Trade-Offs," 2025 International Conference on Future Technologies (ICFT), Sangli, India, 2025, pp. 1-6, doi: 10.1109/ICFT66708.2025.11336786.
 20. Tiwari, A., Jain, R., & Swarnkar, H. (2025). Optimization of Performance Analysis of IoT-Based Temperature Monitoring Box Type Solar Cooker. In *Evolving Landscapes of Research and Development: Trends, Challenges, and Opportunities* (pp. 261-290). IGI Global Scientific Publishing.
 21. Tang, R., Zhang, P., Ning, S., & Zhang, Y. (2023). Prediction of battery SOH and RUL based on cooperative characteristics in voltage-temperature-time dimensions. *Journal of The Electrochemical Society*, 170(6), 060535.
 22. A. Tiwari, N. S. Gaira, R. Tiwari, A. Singh, A. K. Yadav and S. Khanduri, "AI-Driven Design of Composite Materials for Aerospace Engineering," 2024 Second International Conference Computational and Characterization Techniques in Engineering & Sciences (IC3TES), Lucknow, India, 2024, pp. 1-6, doi: 10.1109/IC3TES62412.2024.10877546.
 23. Tiwari, A., Kumar, N., & Banerjee, M. K. (2024). Ageing Characteristics of Stir Cast AZ 61 Alloy with Minor Additions. *Recent Patents on Engineering*, 18(6), 67-82.
 24. S. Pandey, S. Mishra, A. Tiwari and P. Bansal, "An Analytical Approach to Social Progress: Genetic Algorithm Optimization and Statistical Assessment of Social Entrepreneurship," 2025 International Conference on Sustainability, Innovation & Technology (ICSIT), Nagpur, India, 2025, pp. 1-6, doi: 10.1109/ICSIT65336.2025.11295610.
 25. R. Agarwal, S. Mishra, A. Tiwari, H. Vasnani, S. Arora and N. Saini, "Neuro-Sentiment Framework: Leveraging ANN to Decode Social Media Impact on Stock Price Fluctuations," 2025 International Conference on Sustainable Technologies for Humanity and Smart World (HSWTech), Pune, India, 2025, pp. 1-5, doi: 10.1109/HSWTech64936.2025.11277417.
 26. Tiwari, A., & Kumar, A. (2025). Synergistic Effects of Sc and Ca on the Performance of Modified AZ61 Mg Alloy in Defense Application. In *Innovative Materials for Next-Generation Defense Applications: Cost, Performance, and Mass Production* (pp. 315-352). IGI Global Scientific Publishing.
 27. Jain, R., Tiwari, A., Jain, P., Vasnani, H., Varshney, P., & Bansal, P. (2025, July). Performance Evaluation of IoT-Enabled PV Panels Using Graphene-Paraffin Composite Thermal Management. In *2025 International Conference on Communication and Smart Devices (ICCoSD)* (Vol. 1, pp. 1-6). IEEE.

28. M. K. Singh, S. Mishra, A. Tiwari, H. Vasnani, S. Tiwari and R. Sharma, "Hybrid ANN–GA Predictive Modeling of Psychological Barriers in Female Healthcare Consumers," 2025 IEEE International Conference on Compute, Control, Network & Photonics (ICCCNP), Bangalore, India, 2025, pp. 1-6, doi: 10.1109/ICCCNP63914.2025.11233440.
29. A. Tiwari, P. Bansal, H. Vasnani and N. Pandel, "Non Dominated Sorting Genetic Algorithm (NSGA-II) Modelling for AZ 31 Magnesium Alloy Composite," 2025 International Conference on Cognitive Computing in Engineering, Communications, Sciences and Biomedical Health Informatics (IC3ECSBHI), Greater Noida, India, 2025, pp. 268-272, doi: 10.1109/IC3ECSBHI63591.2025.10991085.
30. Tiwari, A., Bansal, P., Pandel, N., Vasnani, H., Amrousse, R., & Azat, S. (2025). AI-Driven Design of AZ61 Magnesium Alloy for Enhanced Performance in Industrial Automation. In *Advancing Cybersecurity in Smart Factories Through Autonomous Robotic Defenses* (pp. 153-172). IGI Global Scientific Publishing.
31. C. S. Bartakke, P. S. Maruti, M. K. Gupta, A. Tiwari, H. Vasnani and N. Pandel, "A Random Forest Approach for Intelligent Vehicle Anomaly Detection and Safety Assurance," 2025 Second International Conference on Intelligent Technologies for Sustainable Electric and Communications Systems (iTech SECOM), Coimbatore, India, 2025, pp. 1-6, doi: 10.1109/iTechSECOM64750.2025.11307576.
32. Tiwari, A., Bansal, P., Vasnani, H., & Pandel, N. (2025, January). Non Dominated Sorting Genetic Algorithm (NSGA-II) Modelling for AZ 31 Magnesium Alloy Composite. In *2025 International Conference on Cognitive Computing in Engineering, Communications, Sciences and Biomedical Health Informatics (IC3ECSBHI)* (pp. 268-272). IEEE.
33. CL, S., JN, C. S., Alluraiah, N. C., C, D., Kumar Pujari, H., & Khan, B. (2025). An Overview of Remaining Useful Life Prediction of Battery Using Deep Learning and Ensemble Learning Algorithms on Data-Dependent Models. *International Transactions on Electrical Energy Systems*, 2025(1), 2242749.
34. Tiwari, A., Vasnani, H., Jain, R., Swarnkar, H., Tanwar, H., & Srivastava, S. (2024). Fabrication of low-cost metal polishing machine for preparation of microstructure samples of lightweight alloy and composite material. *Global Journal of Engineering and Technology Advances*, 19(3), 112-123.
35. Kumar, Y., Tiwari, A., Vasnani, H., & Kumar, N. (2018). Investigation of mechanical behavior of Al 6063 & SiC composite materials. *International Journal of Advanced Technology and Engineering Exploration*, 5(47), 376-384.
36. A. Tiwari, P. Badhani, P. Jaiswal, A. Singh, N. Tripathi and N. S. Gaira, "Machine Learning for Predicting Fatigue Life of Mechanical Components," 2024 International Conference on Advances in Computing, Communication and Materials (ICACCM), Dehradun, India, 2024, pp. 1-5, doi: 10.1109/ICACCM61117.2024.11059219.
37. P. K. Sikarwal, S. D. Raskar, M. K. Gupta, A. Gupta, M. Bhardwaj and A. Tiwari, "An Adaptive Communication Efficient Federated Learning Framework for Edge Intelligence under Resource and Privacy Constraints," 2025 IEEE 7th International Conference on Computing, Communication and Automation (ICCCA), Greater Noida, India, 2025, pp. 1-6, doi: 10.1109/ICCCA66364.2025.11325591.
38. Tiwari, A., Jain, R., Swarnkar, H., Bansal, P., Mathur, M., & Vasnani, H. (2025). Effect of graphene-based paraffin composite on performance enhancement of IoT-integrated box-type solar cooker. *Environmental Science and Pollution Research*, 1-24.
39. Sharma, P., Patel, V., Singh, A. K., & Tiwari, A. (2024). Phase Transformation of Manganese Steel: A Role of Alloying Elements. *Technology.*, 14(2), 15-20.
40. Swarnkar, H., Jain, R., Tiwari, A., & Vasnani, H. (2024). Phase change material application in solar cooking for performance enhancement through storage of thermal energy: A future demand. *World Journal of Advanced Engineering Technology and Sciences*, 12(01), 306-330.
41. Kaur, T., Tiwari, A., Mathur, M., Sharma, N., Ganesan, S., Ahlawat, Y. K., ... & Gakhar, D. (2025). Nanomaterials for Wheat Stress Tolerance: Trade-Off on Underlying Mechanisms and Latest Breakthroughs Under Changing Climate. *Journal of Agronomy and Crop Science*, 211(4), e70096.

42. Patni, Y. R., Dabe, N. P., Kadlag, S. S., Dandotia, A., Gupta, M. K., & Tiwari, A. (2025, October). Electrical Fault Analysis and Fault Location Prediction in Power Systems Using Generative Adversarial Networks and Deep Learning. In 2025 Second International Conference on Intelligent Technologies for Sustainable Electric and Communications Systems (iTech SECOM) (pp. 1-5). IEEE.
43. Singh, M. K., Mishra, S., Tiwari, A., Vasnani, H., Tiwari, S., & Sharma, R. (2025, September). Hybrid ANN–GA Predictive Modeling of Psychological Barriers in Female Healthcare Consumers. In 2025 IEEE International Conference on Compute, Control, Network & Photonics (ICCCNP) (pp. 1-6). IEEE.
44. Tiwari, A. (2026). Role of Magnesium and Its Composite for Biomedical Application: A Future Demand. In Biomedical Applications and Toxicity of Polymers, Nanoparticles, Biomaterials, and Metal Ions (pp. 321-364). IGI Global Scientific Publishing.
45. Pandel, N., Dash, S. K., Tiwari, A., & Bansal, P. (2026). Spin Bias Analysis Detection on Text Publishing in Media Using Recurrent. In Proceedings of International Conference on Innovations in Data Science: ICIDS 2024 (p. 163). Springer Nature.
46. Pandey, S., Mishra, S., Tiwari, A., & Bansal, P. (2025, August). An Analytical Approach to Social Progress: Genetic Algorithm Optimization and Statistical Assessment of Social Entrepreneurship. In 2025 International Conference on Sustainability, Innovation & Technology (ICSIT) (pp. 1-6). IEEE.
47. Tiwari, A., Pandel, N., Bansal, P., & Varshney, P. (2026). Microstructure Morphology Analysis for Strengthening Mechanism of AZ 61. In Proceedings of International Conference on Innovations in Data Science: ICIDS 2024 (p. 55). Springer Nature.
48. Patil, P. S., Raskar, D. S., Gupta, M. K., Tiwari, A., Thakare, P. A., & Nayak, S. (2025, August). Metaheuristic-Driven Predictive Modeling for Remaining Useful Life Optimization of Li-Ion Batteries. In 2025 IEEE 2nd International Conference on Information Technology, Electronics and Intelligent Communication Systems (ICITEICS) (pp. 1-6). IEEE.
49. Agnihotri, A., Vasudev, H., Singh, G., Singh, S., Hosalli, R., Veerasha, G., ... & Tiwari, A. (2025). Evaluation of HVOF Sprayed and Burnished WC-Co-Cr Coatings on Boiler Steel: Mechanical and Microstructural Properties. *Journal of Bio-and Tribo-Corrosion*, 11(2), 1-12.
50. Gabra, M. H., Jain, R. K., & Tiwari, A. (2017). Energy efficient cupola furnace via hybridization with a biomass gasifier. *Int. J. Emerg. Technol. Eng. Res*, 5, 54-62.
51. Swarnkar, H., Pandey, R. K., Prakash, V. V., Nayak, S., Vasnani, H., Jain, R., & Tiwari, A. (2024). Performance Analysis of IoT-based Temperature Monitoring Box Type Solar Cooker: A Multi-objective Optimization Approach. *Recent Patents on Mechanical Engineering*.
52. Pandel, N., Tiwari, A., Bansal, P., Nayak, S., Amrousse, R., & Azat, S. (2025). Deep Learning for Lightweight Materials: CNN-Driven Microstructure Optimization in AZ61 Alloy. In *Deep Learning Innovations for Securing Critical Infrastructures* (pp. 545-576). IGI Global Scientific Publishing.
53. Soni, P. K., Tiwari, A., Kosuru, S. N. V. J., Dhandapani, S., Kumar, R. S., Deshmukh, K., ... & Hailu, N. (2025). An analytical approach to study the mechanical and temperature resistance of Cr₂C₃ reinforced with cobalt-based advanced composite coatings on Inconel 713 substrate. *Journal of Materials Science: Materials in Engineering*, 20(1), 1-15.
54. Tiwari, A., & Mathur, M. (2025). A Novel Approach Toward Computational Image Processing and Strategies for Precision Agriculture. *Computational Intelligence and Image Processing in Agriculture: Applications and Innovations*, 73-96.
55. Natesh, C. P., Siddeshkumar, N. G., Srinivasa, G., Shivaramakrishna, A., Pruthvi, H. M., Prasad, C. D., ... & Aden, A. A. (2025). Multi-objective optimization of surface roughness and MRR in AISI 316L stainless steel processed by MQL end milling using taguchi, RSM, ANN, and RFR methods. *Scientific Reports*, 15(1), 36583.
56. Pandel, N., Tiwari, A., Bansal, P., & Amrousse, R. (2025). Unlocking the Potential of AI in Healthcare: A Critical Review of Innovations Barriers and the Path Forward. *Integrating AI With Haptic Systems for Smarter Healthcare Solutions*, 467-492.

57. Soni, P. K., Prasad, C. D., Manjunath, H. R., Tiwari, A., Raju, V. P., Athithan, S., ... & Kumar, A. (2025). Comparison of tribological behavior of hard faced Fe-based metallic composite coatings sprayed using HVOF. *Journal of Bio-and Tribo-Corrosion*, 11(1), 5.
58. Kasbi, Y., Remissa, I., Toshtay, K., Mabrouk, A., Bachar, A., Azat, S., ... & Amrousse, R. (2025). H₂O₂ and HAN Green Monopropellants—A State-of-the-Art Review on Their Recent Development, Corresponding Synthesized Catalysts, and Their Possible Use as Thrusters. *Catalysts*, 15(2), 183.
59. Tiwari, G., Yadav, V., Bansal, P., & Tiwari, A. (2026). Data-Driven Approach to Breast Cancer Detection: EDA on the MIAS Mammography Dataset. In *Intelligent Systems Using Semiconductors for Robotics and IoT* (pp. 500-505). CRC Press.
60. Sachin, B., Rao, C. M., Prasad, C. D., Tiwari, A., Ravikiran, Raghavendra, T., ... & Madhusudhana, R. (2024). Interactive design and development of an intelligent vision-driven 3D printed precision sorting mechanism for silk cocoons. *International Journal on Interactive Design and Manufacturing (IJIDeM)*, 1-10.
61. Bartakke, C. S., Maruti, P. S., Gupta, M. K., Tiwari, A., Vasnani, H., & Pandel, N. (2025, October). A Random Forest Approach for Intelligent Vehicle Anomaly Detection and Safety Assurance. In *2025 Second International Conference on Intelligent Technologies for Sustainable Electric and Communications Systems (iTech SECOM)* (pp. 1-6). IEEE.
62. Prasad, C. D., UB, P. K., Tiwari, A., C, V., BN, D. K., Nayak, H., ... & Hailu, N. (2025). Characterization and wear behavior of plasma-sprayed hard-faced silicon carbide coatings on AISI 410 steel substrate. *Journal of Materials Science: Materials in Engineering*, 20(1), 89.
63. Chopra, A., Jain, T. K., Saxena, N., & Tiwari, A. (2023). Predictive Analytics of a Community Survey Data by Artificial Neural Network-A Subset of Machine Learning. *Indian Journal of Science and Technology*, 16(34), 2778-2788.
64. Agarwal, R., Mishra, S., Tiwari, A., Vasnani, H., Arora, S., & Saini, N. (2025, September). Neuro-Sentiment Framework: Leveraging ANN to Decode Social Media Impact on Stock Price Fluctuations. In *2025 International Conference on Sustainable Technologies for Humanity and Smart World (HSWTEch)* (pp. 1-5). IEEE.
65. Patel, V., Sharma, P., Tiwari, A., & Vasnani, H. (2024). Magnesium alloys in the automotive industry: Alloying elements and their impact on material performance. *Global Journal of Engineering and Technology Advances*, 21(01), 130-145.
66. Sikarwal, P. K., Raskar, S. D., Gupta, M. K., Gupta, A., Bhardwaj, M., & Tiwari, A. (2025, November). An Adaptive Communication Efficient Federated Learning Framework for Edge Intelligence under Resource and Privacy Constraints. In *2025 IEEE 7th International Conference on Computing, Communication and Automation (ICCCA)* (pp. 1-6). IEEE.
67. Tiwari, A., Bansal, P., Amrousse, R., & SeikhanAzat. (2026). Integrating Deep Learning in Rolling Process Design for Nanocomposites: A Novel Approach to Strength Prediction. *Enhancing Hybrid Nanodevice Fabrication Efficiency Using Machine Learning*, 41-61.
68. Xia, F., Yu, Y., & Chen, J. (2024). SOH and RUL prediction of lithium batteries based on fusions of RLOESS filtered electrochemical and thermal features by bidirectional gated recurrent unit network. *Journal of Energy Storage*, 102, 114134.
69. Tiwari, A., Soni, P. K., & Nayak, S. (2025). GA Optimization for Performance and Emission Characteristics of SI Engine via Ethanol-Gasoline Blend. In *Optimization, Machine Learning, and Fuzzy Logic: Theory, Algorithms, and Applications* (pp. 317-348). IGI Global Scientific Publishing.
70. Dineva, A. (2024). Evaluation of advances in battery health prediction for electric vehicles from traditional linear filters to latest machine learning approaches. *Batteries*, 10(10), 356.